

AVILA BEACH COMMUNITY SERVICES DISTRICT

Post Office Box 309, Avila Beach, CA. 93424
Meeting Room and Office -- 100 San Luis Street, Avila Beach
Telephone (805) 595-2664 FAX (805) 595-7623
E-mail: avilacsd@gmail.com

BOARD MEETING AGENDA

1:00 P.M. (Pacific Time) Tuesday, October 12th, 2021

ZOOM MEETING: 411 178 7571

Meeting ID: <https://us02web.zoom.us/j/4111787571>

BY PHONE: 1-669-900-9128

1. CALL TO ORDER: 1:00 P.M.

2. ROLL CALL: Board Members:

Pete Kelley, President
Lynn Helenius, Vice President
Ara Najarian, Director
Kristin Berry, Director
Howie Kennett, Director

3. PUBLIC COMMENT

Members of the public wishing to comment or bring forward any items concerning District operations **which do not appear on today's agenda** may address the Board now. Please state name and address before addressing the Board and **limit presentations to 3 minutes**. State law does not allow Board action on items not appearing on the agenda.

4. INFORMATION AND DISCUSSION ITEMS

Items of District interest which may be placed on later agendas, or where staff needs to inform Board.

A. County Reports

1. SLO County Sheriff Department
2. CalFire/County Fire Department

B. Reports on Attended Conferences, Meetings, and General Communications of District Interest

5. CONSENT ITEMS:

These items are approved with one motion. Directors may briefly discuss any item, or may pull any item, which is then added to the business agenda.

- A. September Board Meeting Minutes
- B. Monthly Financial Reviews for September
- C. General Manager and District Engineer Report
- D. Water and Wastewater Superintendent Reports for September
- E. Fluid Resource Management Statement for September

6. DISCUSSION OF PULLED CONSENT ITEMS

At this time, items pulled for discussion from the Consent Agenda, if any, will be heard.

7. BUSINESS ITEMS: Items where Board action is called for.

- A. Resolution No. 2021 – 06 Authorizing Remote Teleconferencing Meetings
(Action Required: Receive Staff Report and Consider Adoption of Resolution No. 2021-06 or Provide Other Direction to Staff)
- B. Review of District’s Existing Water Shortage Response and Management Plan
(Action Required: Receive Staff Report and Provide Other Direction to Staff)

8. ANNOUNCEMENT OF CLOSED SESSION ITEM

A. Public Comment on closed session item

B. Adjourn to Closed Session

C. PERFORMANCE EVALUATION PURSUANT TO GOVERNMENT CODE SECTION 54957(b)(1)

Title: General Manager/District Engineer Contract Review

D. Return to Open Session and announcement regarding action taken, if any

9. COMMUNICATIONS/ CORRESPONDENCE

At this time, any Director, or staff, may ask questions for clarification, make any announcements, or report briefly on any activities or suggest items for future agendas.

10. Adjourn to next regularly scheduled meeting on November 9th, 2021.

Any writing or document pertaining to an open session item on this agenda which is distributed to a majority of the Board after the posting of this agenda will be available for public inspection at the time the subject writing or document is distributed. The writing or document will be available for public review in the District Administration Office, 100 San Luis Street, Avila Beach, CA during normal business hours. Consistent with the Americans with Disabilities Act and California Government Code Section 54954.2 requests for disability related modification or accommodation, including auxiliary aids or services may be made by a person with a disability who requires the modification or accommodation in order to participate at the above referenced public meeting by contacting the District at 805-595-2664.

MINUTES OF REGULAR MEETING
Avila Beach Community Services District
Tuesday, September 14th, 2021
1:00 P.M.

ZOOM MEETING: 411 178 7571

Meeting ID: <https://us02web.zoom.us/j/4111787571>

BY PHONE: 1-669-900-9128

1. CALL TO ORDER

President Kelley called the meeting of the Board of Directors of the Avila Beach Community Services District, to order at 1:07 P.M. on the above date, in the Avila Beach Community Services District Building, 100 San Luis Street, Avila Beach, California.

2. ROLL CALL

Board Members Present via Zoom: None

Board Members Present in Person: Pete Kelley
Ara Najarian
Howie Kennett
Kristin Berry

Board Members Absent: Lynn Helenius

Staff Present: Brad Hagemann, General Manager and District Engineer
Kristi Dibbern, Accounting

3. PUBLIC COMMENTS - No Public Comments.

4. INFORMATION AND DISCUSSION ITEMS

A. County Reports

Sheriff's Report: Lt. Stuart MacDonald reported 49 calls for service this month. There were: 9 disturbances, 1 assault, three burglaries, three thefts, 2 suspicious circumstances reported, no phone scams and 3 vandalisms. The Sheriff's proactive efforts include 17 enforcements stops and 11 preventative patrol activities.

Cal Fire: Battalion Chief Paul Lee stated that there were 83 calls for service this month, 41 were medically related. Cal Fire has sent resources to the Northern California fires. Price Canyon Vegetation Management Project is underway. All grant funding has been consumed on the Squire Canyon Fire Safe Project building a fire break all the way to Price Canyon. No fire permits have been issued so if you see smoke, please dial 911.

B. Conferences, Meetings and General Communications.

5. CONSENT ITEMS

Director Najarian made a motion to approve the Consent Items. The motion was seconded by Director Berry and passed with a roll call vote 4-0.

AYES: Ara Najarian
 Kristin Berry
 Howie Kennett
 Pete Kelley
NOES: None
ABSENT: Lynn Helenius

6. DISCUSSION OF PULLED CONSENT ITEMS: None

7. BUSINESS ITEMS:

A. Preliminary Will Serve for 51 San Luis Street, APN 076-218-016 The applicant is requesting water and sewer service for the existing vacant lot at 51 San Luis Street. A two story mixed-use project that includes: 3 residential condos (one 4 bedroom, one 3 bedroom and one 2 bedroom), approx. 800 sq ft of commercial space that may include wine tasting and an office and nine parking spaces in the basement. The motion was made by Director Berry and it was seconded by Director Kennett and passed with a roll call vote 4-0.

AYES: Kristin Berry
 Howie Kennett
 Ara Najarian
 Pete Kelley
NOES: None
ABSENT: Lynn Helenius

B. Award Construction Contract for Relocating the First Street Lift Station Force Main (Receive Staff Report and Award Construction Contract or Provide other Direction to Staff)

GM Hagemann summarized the Staff Report and responded to questions. The District received two bids at the September 7th bid opening from the following firms:

- Hartzell General Engineering \$163,100
- Kies & Son Construction Inc. \$162,389

Both bids were approximately 10% above the Engineer's estimate, but since the bids were within \$700 of each other, staff believes the bids are reasonable. Kies and Son Construction appears to be the lowest responsible bidder for the project. Staff recommended the Board approve the bid and direct staff to enter into a contract with Kies and Son Construction to complete the project.

Director Najarian made the motion to adopt Resolution No. 2021-04. It was seconded by Director Berry and passed with a roll call vote 4-0.

AYES: Ara Najarian
 Kristin Berry
 Howie Kennett
 Pete Kelley
NOES: None
ABSENT: Lynn Helenius

C. Comments on the Avila Community Plan

The Board members have received a copy of the Avila Plan for their review and comment. The Board reviewed the written comments from Director Helenius and provided additional verbal comments and directed staff to summarize and submit those comments to County Planning.

COMMUNICATIONS/CORRESPONDENCE.

None

ADJOURNMENT: The meeting was adjourned at 2:35 P.M.

The next regular meeting of the Avila Beach Community Services District is scheduled for Tuesday, October 14th, 2021 at 1:00 PM at 100 San Luis Street, Avila Beach.

These minutes are not official nor a permanent part of the records until approved by the Board of Directors at their next meeting.


Respectfully submitted,

Brad Hagemann, PE
General Manager

AVILA BEACH
COMMUNITY SERVICES DISTRICT
Post Office Box 309, Avila Beach, CA 93424

MEMORANDUM

TO: Board of Directors

FROM: Brad Hagemann, General Manager 

DATE: October 12th, 2021

SUBJECT: Monthly Financial Review for September

Recommendation:

Receive and file report.

Overall Monthly Summary

During the month of September, the District deposited \$120,191.75 and incurred \$79,813.94 in operating expenses (cash basis) and \$14,615.03 in capital improvement program expenses. Income included \$82,689.51 in monthly water and sewer fees.

Detailed financial reports including a Balance Sheets, Deposits by Fund, Checks by Fund and Profit and Loss Sheets are provided for your information for the month of September.

Utility Service Billing

The District billed approximately \$82,695.51 in water and sewer service charges in September. Customer Rate Assistance reduced billing charges to the District in the amount of \$855.08.

Operation and Maintenance

The September statement for Fluid Resource Management is attached.

Avila Beach Community Services District
Balance Sheet
As of September 30, 2021

	<u>Sep 30, 21</u>
ASSETS	
Current Assets	
Checking/Savings	
1000 · Cash Summary	
1005 · Customer Cash	269.82
1008 · Petty Cash	45.48
1010 · Pacific Premier Checking	484,694.55
1050 · LAIF	<u>3,881,174.94</u>
Total 1000 · Cash Summary	<u>4,366,184.79</u>
Total Checking/Savings	<u>4,366,184.79</u>
Accounts Receivable	
1200 · *Accounts Receivable	<u>32,096.00</u>
Total Accounts Receivable	<u>32,096.00</u>
Other Current Assets	
1250 · Receivables	
1255 · Interest Receivable	11,317.42
1270 · Taxes Receivable	23,892.61
1280 · Water & Sewer Billings	<u>124,537.74</u>
Total 1250 · Receivables	<u>159,747.77</u>
1400 · Prepaid Summary	
1410 · Prepaid Insurance	<u>16,158.33</u>
Total 1400 · Prepaid Summary	<u>16,158.33</u>
Total Other Current Assets	<u>175,906.10</u>
Total Current Assets	<u>4,574,186.89</u>
Fixed Assets	
1600 · Fixed Assets & Acc. Depr.	
1605 · Office Equipment	
1606 · Copier Samsung 2012	8,233.58
1609 · Office Equipment Accum Depr	<u>-8,233.58</u>
Total 1605 · Office Equipment	<u>0.00</u>
1610 · Fixed Asset -Office & Admin.	
1612 · Office Furniture cost	4,526.21
1614 · Office Furniture Accum Dep.	<u>-4,526.21</u>

Avila Beach Community Services District
Balance Sheet
As of September 30, 2021

	<u>Sep 30, 21</u>
Total 1610 · Fixed Asset -Office & Adm...	0.00
1620 · Fixed Assets - Sanitary	
1622 · Land	60,314.10
1626 · Collection Assets	
1627 · Collection Assets Cost	1,318,875.26
1628 · Collect Assets Accum Depr	-545,463.32
Total 1626 · Collection Assets	773,411.94
1630 · Disposal Equipment	
1631 · Disposal Equip Cost	611,174.66
1632 · Disposal Equip Accum Depr	-376,478.88
Total 1630 · Disposal Equipment	234,695.78
1634 · Other Equipment	
1634a · Other Equipment Cost	6,973.40
Total 1634 · Other Equipment	6,973.40
1635 · Treatment Plant	
1636 · Treatment Plant Original	105,000.00
1637 · Treatment Plant Addition	2,049,098.30
1638 · Treatment Plant Accum Dep	-1248125.98
Total 1635 · Treatment Plant	905,972.32
1642 · Treatment Equipment	
1643 · Treatment Equip Cost	1,087,410.54
1644 · Treatment Equip Accum Depr	-704,848.55
1642 · Treatment Equipment - Other	205,485.61
Total 1642 · Treatment Equipment	588,047.60
Total 1620 · Fixed Assets - Sanitary	2,569,415.14
1650 · Fixed Assets - Water	
1652 · Equipment	
1653 · Equipment Cost	21,136.28
1654 · Equipment Accum Depr	-21,136.28
1652 · Equipment - Other	74.79
Total 1652 · Equipment	74.79
1656 · Distribution Assets	
1657 · Distribution Assets Cost	1,263,996.77

Avila Beach Community Services District
Balance Sheet
As of September 30, 2021

	<u>Sep 30, 21</u>
1658 · Dist Assets Accum Depr	-690,947.00
Total 1656 · Distribution Assets	<u>573,049.77</u>
Total 1650 · Fixed Assets - Water	573,124.56
1680 · Structures - Fixed Asset	
1681 · Structures GFAAG - Sani & FA	82,207.29
1682 · Gen / Fire Accum Dep	<u>-46,485.99</u>
Total 1680 · Structures - Fixed Asset	35,721.30
1690 · Construction in Progress	<u>248,213.98</u>
Total 1600 · Fixed Assets & Acc. Depr.	<u>3,426,474.98</u>
Total Fixed Assets	3,426,474.98
Other Assets	
1800 · Deferred Outflows of Resources	<u>24,772.00</u>
Total Other Assets	<u>24,772.00</u>
TOTAL ASSETS	<u>8,025,433.87</u>
LIABILITIES & EQUITY	
Liabilities	
Current Liabilities	
Accounts Payable	
2100 · Accounts Payable	<u>69,461.88</u>
Total Accounts Payable	69,461.88
Other Current Liabilities	
2200 · Payroll Liabilities	
2201 · Accrued Payroll	2,095.00
2260 · Vacation Payable	1,509.41
2262 · Sick Pay Accrued	<u>787.39</u>
Total 2200 · Payroll Liabilities	4,391.80
2300 · Deposits Held	
2303 · Water Deposits Held	<u>4,570.00</u>
Total 2300 · Deposits Held	<u>4,570.00</u>
Total Other Current Liabilities	<u>8,961.80</u>

Avila Beach Community Services District
Balance Sheet
As of September 30, 2021

	<u>Sep 30, 21</u>
Total Current Liabilities	78,423.68
Long Term Liabilities	
2400 · Net Pension Liability	131,246.00
2500 · Deferred Inflows of Resources	<u>7,928.00</u>
Total Long Term Liabilities	<u>139,174.00</u>
Total Liabilities	217,597.68
Equity	
3000 · Opening Bal Equity	85,518.07
3900 · Retained Earnings	8,032,780.71
Net Income	<u>-310,462.59</u>
Total Equity	<u>7,807,836.19</u>
TOTAL LIABILITIES & EQUITY	<u><u>8,025,433.87</u></u>

	<u>Sep 21</u>
Ordinary Income/Expense	
Income	
4000 · Income Summary	
4010 · Operating Revenue	82,689.51
4012 · Solid Waste Franchise Fee	1,557.34
4020 · Contract Services-Ambulance	1,089.31
4030 · County Taxes	20,663.53
4100 · Misc Income	6.00
4280 · Plan Check Fees	990.00
	<hr/>
Total 4000 · Income Summary	106,995.69
	<hr/>
Total Income	106,995.69
	<hr/>
Gross Profit	106,995.69
	<hr/>
Expense	
5100 · Merchant Credit Card Fees	
5110 · Amex	8.10
5120 · Chase Paymentech	134.95
5140 · Invoice Cloud	352.49
	<hr/>
Total 5100 · Merchant Credit Card Fees	495.54
	<hr/>
5200 · Payroll Expenses	
5210 · Gross Wages	
5211 · Regular Pay	3,484.68
5012 · Holiday Pay	204.48
5014 · Sick Pay	0.00
5016 · Vacation Pay	0.00
	<hr/>
Total 5210 · Gross Wages	3,689.16
	<hr/>
5230 · Payroll Taxes	65.09
	<hr/>
5240 · Health & Medical Exp.	
5242 · Health Ins / Other	800.00
	<hr/>
Total 5240 · Health & Medical Exp.	800.00
	<hr/>
5250 · PERS Company Pd Expense	
5256 · PERS Co Pd Kristi	412.51
	<hr/>
Total 5250 · PERS Company Pd Expense	412.51
	<hr/>
5280 · Payroll Administration & Misc.	117.12
	<hr/>

Avila Beach Community Services District
Profit & Loss
September 2021

	<u>Sep 21</u>
Total 5200 · Payroll Expenses	5,083.88
6000 · Administrative Overheads	
6102 · Accounting	1,020.00
6115 · Bank Service Charges	0.00
6120 · Dues & Subscriptions	842.62
6135 · Legal	644.00
6140 · Office Supplies & Postage	
6142 · Postage & Shipping	233.62
6143 · Supplies, Office	49.99
	<hr/>
Total 6140 · Office Supplies & Postage	283.61
6150 · Rate Assistance	855.08
6170 · Website	200.00
	<hr/>
Total 6000 · Administrative Overheads	3,845.31
6500 · Operating Expenses	
6503 · Chemicals	8,885.65
6505 · Contract Labor O & M	40,359.28
6506 · Contract Labor GM	4,930.00
6507 · Contract Labor Civil Engineer	3,480.00
6515 · Engineering	165.00
6518 · Equipment Expense	617.94
6520 · Equipment Repair & Maint.	
6522 · Equip. Rep. & Maint-Avila & HD	3,522.23
6524 · Equip. Rep. & Maint. Avila Only	1,064.43
	<hr/>
Total 6520 · Equipment Repair & Maint.	4,586.66
6530 · Generator Maintenance	2,270.00
6535 · Insurance P/L	1,795.37
6540 · Lab Tests	3,643.00
6542 · Maintenance	255.00
6550 · Operating Supplies	84.83
6555 · Permits & Fees	48.20
6560 · Plan Checks	660.00
6565 · Regulatory Compliance	130.00
6580 · Solids Handling	3,306.00
6585 · Telephone / Internet	307.20
6590 · Utilities	4,289.81
	<hr/>
Total 6500 · Operating Expenses	79,813.94
Total Expense	<hr/> <hr/> 89,238.67

	<u>Sep 21</u>
Net Ordinary Income	17,757.02
Other Income/Expense	
Other Income	
7200 · Non-Operating Income	
7210 · Connection Fees	1,000.00
Total 7200 · Non-Operating Income	1,000.00
Total Other Income	1,000.00
Other Expense	
8200 · Non-Operating Expenses	
8230 · Capital Purchases in Prog Sani	
8245 · WWTP Improvement Project	
8245d · WWTP Wallace Group Enginee...	7,426.52
8245 · WWTP Improvement Project - Ot...	897.00
Total 8245 · WWTP Improvement Project	8,323.52
8246 · WW Swr Ln Rplmt San Migl	
8246c · WW Swr Ln Rplmt Sn Migl Pha...	6,291.51
Total 8246 · WW Swr Ln Rplmt San Migl	6,291.51
Total 8230 · Capital Purchases in Prog Sani	14,615.03
Total 8200 · Non-Operating Expenses	14,615.03
Total Other Expense	14,615.03
Net Other Income	-13,615.03
Net Income	<u><u>4,141.99</u></u>

Avila Beach Community Services District

Deposits by Fund

September 2021

10/06/21

Type	Date	Memo	Split	Amount	Balance
General / Admin					
Deposit	09/08/2021	S L Ambulance Contract Services	1010 · Pacific Prem...	-1,089.31	-1,089.31
Deposit	09/13/2021	AVAC photocopies	1010 · Pacific Prem...	-6.00	-1,095.31
Deposit	09/15/2021	To correct unbalanced accounts and Fund 99	1010 · Pacific Prem...	0.00	-1,095.31
Deposit	09/15/2021	Refund	1010 · Pacific Prem...	-31.47	-1,126.78
Deposit	09/23/2021	TCF FY 21 AUG ME - IMPR # 1 - Gen . 70, Water .25, Lights	1010 · Pacific Prem...	-372.40	-1,499.18
Deposit	09/27/2021	TCF FY 22 SEP MID - IMPR # 1 - Gen . 70, Water .25, Lights ...	1010 · Pacific Prem...	-6,894.28	-8,393.46
Total General / Admin					
-8,393.46					
Lights					
Deposit	09/23/2021	TCF FY 21 AUG ME - IMPR # 1 - Gen . 70, Water .25, Lights	1010 · Pacific Prem...	-26.60	-26.60
Deposit	09/27/2021	TCF FY 22 SEP MID - IMPR # 1 - Gen . 70, Water .25, Lights ...	1010 · Pacific Prem...	-492.45	-519.05
Total Lights					
-519.05					
Sanitary					
Deposit	09/01/2021	Sani Rec	1010 · Pacific Prem...	-1,698.35	-1,698.35
Deposit	09/01/2021	Rate Assistance	1010 · Pacific Prem...	67.45	-1,630.90
Deposit	09/01/2021	Other 1	1010 · Pacific Prem...	24.05	-1,606.85
Deposit	09/01/2021	Other 2	1010 · Pacific Prem...	-47.38	-1,654.23
Deposit	09/02/2021	Sani Rec	1010 · Pacific Prem...	-1,132.35	-2,786.58
Deposit	09/02/2021	Rate Assistance	1010 · Pacific Prem...	0.00	-2,786.58
Deposit	09/02/2021	Other 1	1010 · Pacific Prem...	38.85	-2,747.73
Deposit	09/02/2021	Other 2	1010 · Pacific Prem...	0.00	-2,747.73
Deposit	09/03/2021	Sani Rec	1010 · Pacific Prem...	-493.90	-3,241.63
Deposit	09/03/2021	Rate Assistance	1010 · Pacific Prem...	1.90	-3,239.73
Deposit	09/03/2021	Other 1	1010 · Pacific Prem...	0.00	-3,239.73
Deposit	09/03/2021	Other 2	1010 · Pacific Prem...	-8.84	-3,248.57
Deposit	09/04/2021	Sani Rec	1010 · Pacific Prem...	-183.39	-3,431.96
Deposit	09/04/2021	Rate Assistance	1010 · Pacific Prem...	4.59	-3,427.37
Deposit	09/04/2021	Other 1	1010 · Pacific Prem...	0.00	-3,427.37
Deposit	09/04/2021	Other 2	1010 · Pacific Prem...	15.36	-3,412.01
Deposit	09/05/2021	Sani Rec	1010 · Pacific Prem...	-9.50	-3,421.51
Deposit	09/05/2021	Rate Assistance	1010 · Pacific Prem...	0.00	-3,421.51
Deposit	09/05/2021	Other 1	1010 · Pacific Prem...	0.00	-3,421.51

**Avila Beach Community Services District
Deposits by Fund
September 2021**

10/06/21

Type	Date	Memo	Split	Amount	Balance
Deposit	09/05/2021	Other 2	1010 · Pacific Prem...	0.00	-3,421.51
Deposit	09/06/2021	Sani Rec	1010 · Pacific Prem...	-90.26	-3,511.77
Deposit	09/06/2021	Rate Assistance	1010 · Pacific Prem...	0.00	-3,511.77
Deposit	09/06/2021	Other 1	1010 · Pacific Prem...	0.00	-3,511.77
Deposit	09/06/2021	Other 2	1010 · Pacific Prem...	0.00	-3,511.77
Deposit	09/07/2021	Sani Rec	1010 · Pacific Prem...	-298.50	-3,810.27
Deposit	09/07/2021	Rate Assistance	1010 · Pacific Prem...	22.65	-3,787.62
Deposit	09/07/2021	Other 1	1010 · Pacific Prem...	0.00	-3,787.62
Deposit	09/07/2021	Other 2	1010 · Pacific Prem...	0.00	-3,787.62
Deposit	09/08/2021	Sani Rec	1010 · Pacific Prem...	-1,376.49	-5,164.11
Deposit	09/08/2021	Rate Assistance	1010 · Pacific Prem...	19.95	-5,144.16
Deposit	09/08/2021	Other 1	1010 · Pacific Prem...	0.00	-5,144.16
Deposit	09/08/2021	Other 2	1010 · Pacific Prem...	45.81	-5,098.35
Deposit	09/09/2021	Sani Rec	1010 · Pacific Prem...	-2,207.15	-7,305.50
Deposit	09/09/2021	Rate Assistance	1010 · Pacific Prem...	47.98	-7,257.52
Deposit	09/09/2021	Other 1	1010 · Pacific Prem...	0.00	-7,257.52
Deposit	09/09/2021	Other 2	1010 · Pacific Prem...	0.00	-7,257.52
Deposit	09/10/2021	Sani Rec	1010 · Pacific Prem...	-266.82	-7,524.34
Deposit	09/10/2021	Rate Assistance	1010 · Pacific Prem...	0.00	-7,524.34
Deposit	09/10/2021	Other 1	1010 · Pacific Prem...	0.00	-7,524.34
Deposit	09/10/2021	Other 2	1010 · Pacific Prem...	0.00	-7,524.34
Deposit	09/11/2021	Sani Rec	1010 · Pacific Prem...	-9.50	-7,533.84
Deposit	09/11/2021	Rate Assistance	1010 · Pacific Prem...	0.00	-7,533.84
Deposit	09/11/2021	Other 1	1010 · Pacific Prem...	0.00	-7,533.84
Deposit	09/11/2021	Other 2	1010 · Pacific Prem...	0.00	-7,533.84
Deposit	09/12/2021	Sani Rec	1010 · Pacific Prem...	-99.76	-7,633.60
Deposit	09/12/2021	Rate Assistance	1010 · Pacific Prem...	7.28	-7,626.32
Deposit	09/12/2021	Other 1	1010 · Pacific Prem...	0.00	-7,626.32
Deposit	09/12/2021	Other 2	1010 · Pacific Prem...	0.00	-7,626.32
Deposit	09/13/2021	Sani Rec	1010 · Pacific Prem...	-3,993.93	-11,620.25
Deposit	09/13/2021	Rate Assistance	1010 · Pacific Prem...	33.72	-11,586.53
Deposit	09/13/2021	Other 1	1010 · Pacific Prem...	0.00	-11,586.53
Deposit	09/13/2021	Other 2	1010 · Pacific Prem...	184.14	-11,402.39
Deposit	09/14/2021	Sani Rec	1010 · Pacific Prem...	-288.20	-11,690.59
Deposit	09/14/2021	Rate Assistance	1010 · Pacific Prem...	0.00	-11,690.59

Avila Beach Community Services District

Deposits by Fund

September 2021

10/06/21

Type	Date	Memo	Split	Amount	Balance
Deposit	09/14/2021	Other 1	1010 · Pacific Prem...	0.00	-11,690.59
Deposit	09/14/2021	Other 2	1010 · Pacific Prem...	-38.38	-11,728.97
Deposit	09/15/2021	To correct unbalanced accounts and Fund 99	1010 · Pacific Prem...	0.00	-11,728.97
Deposit	09/15/2021	Sani Rec	1010 · Pacific Prem...	-4,405.53	-16,134.50
Deposit	09/15/2021	Rate Assistance	1010 · Pacific Prem...	67.93	-16,066.57
Deposit	09/15/2021	Other 1	1010 · Pacific Prem...	299.21	-15,767.36
Deposit	09/15/2021	Other 2	1010 · Pacific Prem...	-167.38	-15,934.74
Deposit	09/16/2021	Community Park Restrooms 7/29 - 8/31/21	1010 · Pacific Prem...	-797.18	-16,731.92
Deposit	09/16/2021	Sani Rec	1010 · Pacific Prem...	-19.00	-16,750.92
Deposit	09/16/2021	Rate Assistance	1010 · Pacific Prem...	1.90	-16,749.02
Deposit	09/16/2021	Other 1	1010 · Pacific Prem...	0.00	-16,749.02
Deposit	09/16/2021	Other 2	1010 · Pacific Prem...	0.00	-16,749.02
Deposit	09/17/2021	Sani Rec	1010 · Pacific Prem...	-1,948.88	-18,697.90
Deposit	09/17/2021	Rate Assistance	1010 · Pacific Prem...	32.94	-18,664.96
Deposit	09/17/2021	Other 1	1010 · Pacific Prem...	0.00	-18,664.96
Deposit	09/17/2021	Other 2	1010 · Pacific Prem...	8.67	-18,656.29
Deposit	09/18/2021	Sani Rec	1010 · Pacific Prem...	-17,655.21	-36,311.50
Deposit	09/18/2021	Rate Assistance	1010 · Pacific Prem...	39.11	-36,272.39
Deposit	09/18/2021	Other 1	1010 · Pacific Prem...	0.00	-36,272.39
Deposit	09/18/2021	Other 2	1010 · Pacific Prem...	42.64	-36,229.75
Deposit	09/19/2021	Sani Rec	1010 · Pacific Prem...	-111.56	-36,341.31
Deposit	09/19/2021	Rate Assistance	1010 · Pacific Prem...	0.00	-36,341.31
Deposit	09/19/2021	Other 1	1010 · Pacific Prem...	0.00	-36,341.31
Deposit	09/19/2021	Other 2	1010 · Pacific Prem...	0.00	-36,341.31
Deposit	09/20/2021	Sani Rec	1010 · Pacific Prem...	-63.34	-36,404.65
Deposit	09/20/2021	Rate Assistance	1010 · Pacific Prem...	12.67	-36,391.98
Deposit	09/20/2021	Other 1	1010 · Pacific Prem...	0.00	-36,391.98
Deposit	09/20/2021	Other 2	1010 · Pacific Prem...	0.00	-36,391.98
Deposit	09/21/2021	Sani Rec	1010 · Pacific Prem...	-36.42	-36,428.40
Deposit	09/21/2021	Rate Assistance	1010 · Pacific Prem...	7.28	-36,421.12
Deposit	09/21/2021	Other 1	1010 · Pacific Prem...	0.00	-36,421.12
Deposit	09/21/2021	Other 2	1010 · Pacific Prem...	0.00	-36,421.12
Deposit	09/22/2021	Sani Rec	1010 · Pacific Prem...	-4,549.46	-40,970.58
Deposit	09/22/2021	Rate Assistance	1010 · Pacific Prem...	42.59	-40,927.99
Deposit	09/22/2021	Other 1	1010 · Pacific Prem...	0.00	-40,927.99

Avila Beach Community Services District
Deposits by Fund
September 2021

10/06/21

Type	Date	Memo	Split	Amount	Balance
Deposit	09/22/2021	Other 2	1010 · Pacific Prem...	-40.03	-40,968.02
Deposit	09/22/2021	ACH Booked separately 9/16/21 Community Park Restroom 7 ...	1010 · Pacific Prem...	797.18	-40,170.84
Deposit	09/23/2021	Sani Rec	1010 · Pacific Prem...	-48.87	-40,219.71
Deposit	09/23/2021	Rate Assistance	1010 · Pacific Prem...	0.00	-40,219.71
Deposit	09/23/2021	Other 1	1010 · Pacific Prem...	0.00	-40,219.71
Deposit	09/23/2021	Other 2	1010 · Pacific Prem...	0.00	-40,219.71
Deposit	09/23/2021	TCF FY 21 AUG ME - Waste	1010 · Pacific Prem...	-528.22	-40,747.93
Deposit	09/27/2021	Sani Rec	1010 · Pacific Prem...	-1,849.17	-42,597.10
Deposit	09/27/2021	Rate Assistance	1010 · Pacific Prem...	7.28	-42,589.82
Deposit	09/27/2021	Other 1	1010 · Pacific Prem...	0.00	-42,589.82
Deposit	09/27/2021	Other 2	1010 · Pacific Prem...	-3,863.59	-46,453.41
Deposit	09/27/2021	TCF FY 22 SEP MID - Waste	1010 · Pacific Prem...	-9,754.34	-56,207.75
Deposit	09/29/2021	Sani Rec	1010 · Pacific Prem...	-35.41	-56,243.16
Deposit	09/29/2021	Rate Assistance	1010 · Pacific Prem...	0.00	-56,243.16
Deposit	09/29/2021	Other 1	1010 · Pacific Prem...	0.00	-56,243.16
Deposit	09/29/2021	Other 2	1010 · Pacific Prem...	0.00	-56,243.16
Deposit	09/30/2021	Sani Rec	1010 · Pacific Prem...	-587.52	-56,830.68
Deposit	09/30/2021	Rate Assistance	1010 · Pacific Prem...	4.59	-56,826.09
Deposit	09/30/2021	Other 1	1010 · Pacific Prem...	0.00	-56,826.09
Deposit	09/30/2021	Other 2	1010 · Pacific Prem...	-100.00	-56,926.09
Deposit	09/30/2021	\$ 2,220.55 BALANCE ADJ Ccs	1010 · Pacific Prem...	-1,110.27	-58,036.36
Total Sanitary				-58,036.36	-58,036.36
Solid Waste					
Deposit	09/27/2021	Waste Connections Franchise Fee SW	1010 · Pacific Prem...	-1,557.34	-1,557.34
Total Solid Waste				-1,557.34	-1,557.34

Avila Beach Community Services District
Deposits by Fund
 September 2021

10/06/21

Type	Date	Memo	Split	Amount	Balance
Water					
Deposit	09/01/2021	Water Rec	1010 · Pacific Prem...	-2,381.49	-2,381.49
Deposit	09/01/2021	Rate Assistance	1010 · Pacific Prem...	84.29	-2,297.20
Deposit	09/01/2021	Other 1	1010 · Pacific Prem...	0.00	-2,297.20
Deposit	09/01/2021	Other 2	1010 · Pacific Prem...	0.00	-2,297.20
Deposit	09/02/2021	Water Rec	1010 · Pacific Prem...	-884.22	-3,181.42
Deposit	09/02/2021	Rate Assistance	1010 · Pacific Prem...	0.00	-3,181.42
Deposit	09/02/2021	Other 1	1010 · Pacific Prem...	0.00	-3,181.42
Deposit	09/02/2021	Other 2	1010 · Pacific Prem...	0.00	-3,181.42
Deposit	09/03/2021	Water Rec	1010 · Pacific Prem...	-835.60	-4,017.02
Deposit	09/03/2021	Rate Assistance	1010 · Pacific Prem...	9.58	-4,007.44
Deposit	09/03/2021	Other 1	1010 · Pacific Prem...	0.00	-4,007.44
Deposit	09/03/2021	Other 2	1010 · Pacific Prem...	0.00	-4,007.44
Deposit	09/04/2021	Water Rec	1010 · Pacific Prem...	-275.85	-4,283.29
Deposit	09/04/2021	Rate Assistance	1010 · Pacific Prem...	10.39	-4,272.90
Deposit	09/04/2021	Other 1	1010 · Pacific Prem...	0.00	-4,272.90
Deposit	09/04/2021	Other 2	1010 · Pacific Prem...	0.00	-4,272.90
Deposit	09/05/2021	Water Rec	1010 · Pacific Prem...	-47.88	-4,320.78
Deposit	09/05/2021	Rate Assistance	1010 · Pacific Prem...	0.00	-4,320.78
Deposit	09/05/2021	Other 1	1010 · Pacific Prem...	0.00	-4,320.78
Deposit	09/05/2021	Other 2	1010 · Pacific Prem...	0.00	-4,320.78
Deposit	09/06/2021	Water Rec	1010 · Pacific Prem...	-79.80	-4,400.58
Deposit	09/06/2021	Rate Assistance	1010 · Pacific Prem...	0.00	-4,400.58
Deposit	09/06/2021	Other 1	1010 · Pacific Prem...	0.00	-4,400.58
Deposit	09/06/2021	Other 2	1010 · Pacific Prem...	0.00	-4,400.58
Deposit	09/07/2021	Water Rec	1010 · Pacific Prem...	-270.33	-4,670.91
Deposit	09/07/2021	Rate Assistance	1010 · Pacific Prem...	24.83	-4,646.08
Deposit	09/07/2021	Other 1	1010 · Pacific Prem...	0.00	-4,646.08
Deposit	09/07/2021	Other 2	1010 · Pacific Prem...	0.00	-4,646.08
Deposit	09/08/2021	Water Rec	1010 · Pacific Prem...	-1,337.82	-5,983.90
Deposit	09/08/2021	Rate Assistance	1010 · Pacific Prem...	24.02	-5,959.88
Deposit	09/08/2021	Other 1	1010 · Pacific Prem...	0.00	-5,959.88
Deposit	09/08/2021	Other 2	1010 · Pacific Prem...	0.00	-5,959.88
Deposit	09/09/2021	Water Rec	1010 · Pacific Prem...	-1,735.47	-7,695.35
Deposit	09/09/2021	Rate Assistance	1010 · Pacific Prem...	53.51	-7,641.84

Avila Beach Community Services District
Deposits by Fund
September 2021

10/06/21

Type	Date	Memo	Split	Amount	Balance
Deposit	09/09/2021	Other 1	1010 · Pacific Prem...	0.00	-7,641.84
Deposit	09/09/2021	Other 2	1010 · Pacific Prem...	0.00	-7,641.84
Deposit	09/10/2021	Water Rec	1010 · Pacific Prem...	-306.09	-7,947.93
Deposit	09/10/2021	Rate Assistance	1010 · Pacific Prem...	0.00	-7,947.93
Deposit	09/10/2021	Other 1	1010 · Pacific Prem...	0.00	-7,947.93
Deposit	09/10/2021	Other 2	1010 · Pacific Prem...	0.00	-7,947.93
Deposit	09/11/2021	Water Rec	1010 · Pacific Prem...	-47.88	-7,995.81
Deposit	09/11/2021	Rate Assistance	1010 · Pacific Prem...	0.00	-7,995.81
Deposit	09/11/2021	Other 1	1010 · Pacific Prem...	0.00	-7,995.81
Deposit	09/11/2021	Other 2	1010 · Pacific Prem...	0.00	-7,995.81
Deposit	09/12/2021	Water Rec	1010 · Pacific Prem...	-120.06	-8,115.87
Deposit	09/12/2021	Rate Assistance	1010 · Pacific Prem...	11.20	-8,104.67
Deposit	09/12/2021	Other 1	1010 · Pacific Prem...	0.00	-8,104.67
Deposit	09/12/2021	Other 2	1010 · Pacific Prem...	0.00	-8,104.67
Deposit	09/13/2021	Water Rec	1010 · Pacific Prem...	-5,736.34	-13,841.01
Deposit	09/13/2021	Rate Assistance	1010 · Pacific Prem...	55.19	-13,785.82
Deposit	09/13/2021	Other 1	1010 · Pacific Prem...	0.00	-13,785.82
Deposit	09/13/2021	Other 2	1010 · Pacific Prem...	0.00	-13,785.82
Deposit	09/14/2021	Water Rec	1010 · Pacific Prem...	-328.45	-14,114.27
Deposit	09/14/2021	Rate Assistance	1010 · Pacific Prem...	0.00	-14,114.27
Deposit	09/14/2021	Other 1	1010 · Pacific Prem...	0.00	-14,114.27
Deposit	09/14/2021	Other 2	1010 · Pacific Prem...	0.00	-14,114.27
Deposit	09/15/2021	Water Rec	1010 · Pacific Prem...	-4,070.92	-18,185.19
Deposit	09/15/2021	Rate Assistance	1010 · Pacific Prem...	74.49	-18,110.70
Deposit	09/15/2021	Other 1	1010 · Pacific Prem...	0.00	-18,110.70
Deposit	09/15/2021	Other 2	1010 · Pacific Prem...	0.00	-18,110.70
Deposit	09/16/2021	San Juan Irrigation 7/29 - 8/31/21	1010 · Pacific Prem...	-2,215.41	-20,326.11
Deposit	09/16/2021	Front Street Irrigation 7/29 - 8/31/21	1010 · Pacific Prem...	-1,701.93	-22,028.04
Deposit	09/16/2021	Community Park Restrooms 7/29 - 8/31/21	1010 · Pacific Prem...	-569.94	-22,597.98
Deposit	09/16/2021	Water Rec	1010 · Pacific Prem...	-89.86	-22,687.84
Deposit	09/16/2021	Rate Assistance	1010 · Pacific Prem...	9.58	-22,678.26
Deposit	09/16/2021	Other 1	1010 · Pacific Prem...	0.00	-22,678.26
Deposit	09/16/2021	Other 2	1010 · Pacific Prem...	0.00	-22,678.26
Deposit	09/16/2021	Augie Sinclair \$ 40 Deposits Held applied to bill	1010 · Pacific Prem...	40.00	-22,638.26
Deposit	09/17/2021	Water Rec	1010 · Pacific Prem...	-1,113.81	-23,752.07

Avila Beach Community Services District
Deposits by Fund
September 2021

10/06/21

Type	Date	Memo	Split	Amount	Balance
Deposit	09/17/2021	Rate Assistance	1010 · Pacific Prem...	29.59	-23,722.48
Deposit	09/17/2021	Other 1	1010 · Pacific Prem...	0.00	-23,722.48
Deposit	09/17/2021	Other 2	1010 · Pacific Prem...	0.00	-23,722.48
Deposit	09/18/2021	Water Rec	1010 · Pacific Prem...	-17,021.11	-40,743.59
Deposit	09/18/2021	Rate Assistance	1010 · Pacific Prem...	56.81	-40,686.78
Deposit	09/18/2021	Other 1	1010 · Pacific Prem...	0.00	-40,686.78
Deposit	09/18/2021	Other 2	1010 · Pacific Prem...	0.00	-40,686.78
Deposit	09/19/2021	Water Rec	1010 · Pacific Prem...	-120.06	-40,806.84
Deposit	09/19/2021	Rate Assistance	1010 · Pacific Prem...	0.00	-40,806.84
Deposit	09/19/2021	Other 1	1010 · Pacific Prem...	0.00	-40,806.84
Deposit	09/19/2021	Other 2	1010 · Pacific Prem...	0.00	-40,806.84
Deposit	09/20/2021	Water Rec	1010 · Pacific Prem...	-64.08	-40,870.92
Deposit	09/20/2021	Rate Assistance	1010 · Pacific Prem...	12.82	-40,858.10
Deposit	09/20/2021	Other 1	1010 · Pacific Prem...	0.00	-40,858.10
Deposit	09/20/2021	Other 2	1010 · Pacific Prem...	0.00	-40,858.10
Deposit	09/21/2021	Water Rec	1010 · Pacific Prem...	-55.98	-40,914.08
Deposit	09/21/2021	Rate Assistance	1010 · Pacific Prem...	11.20	-40,902.88
Deposit	09/21/2021	Other 1	1010 · Pacific Prem...	0.00	-40,902.88
Deposit	09/21/2021	Other 2	1010 · Pacific Prem...	0.00	-40,902.88
Deposit	09/22/2021	Water Rec	1010 · Pacific Prem...	-7,861.36	-48,764.24
Deposit	09/22/2021	Rate Assistance	1010 · Pacific Prem...	51.89	-48,712.35
Deposit	09/22/2021	Other 1	1010 · Pacific Prem...	0.00	-48,712.35
Deposit	09/22/2021	Other 2	1010 · Pacific Prem...	0.00	-48,712.35
Deposit	09/22/2021	ACH Booked separately 9/16/21 San Juan Park Irrigation 7/29 ...	1010 · Pacific Prem...	2,215.41	-46,496.94
Deposit	09/22/2021	ACH Booked separately 9/16/21 Front St. Irrigation 7/29 - 8/31 ...	1010 · Pacific Prem...	1,701.93	-44,795.01
Deposit	09/22/2021	ACH Booked separately 9/16/21 Community Park Restroom 7 ...	1010 · Pacific Prem...	569.94	-44,225.07
Deposit	09/23/2021	Water Rec	1010 · Pacific Prem...	-103.86	-44,328.93
Deposit	09/23/2021	Rate Assistance	1010 · Pacific Prem...	0.00	-44,328.93
Deposit	09/23/2021	Other 1	1010 · Pacific Prem...	0.00	-44,328.93
Deposit	09/23/2021	Other 2	1010 · Pacific Prem...	0.00	-44,328.93
Deposit	09/23/2021	TCF FY 21 AUG ME - IMPR # 1 - Gen . 70, Water .25, Lights	1010 · Pacific Prem...	-133.00	-44,461.93
Deposit	09/27/2021	Water Rec	1010 · Pacific Prem...	-2,573.70	-47,035.63
Deposit	09/27/2021	Rate Assistance	1010 · Pacific Prem...	11.20	-47,024.43
Deposit	09/27/2021	Other 1	1010 · Pacific Prem...	-218.69	-47,243.12
Deposit	09/27/2021	Other 2	1010 · Pacific Prem...	0.00	-47,243.12

Avila Beach Community Services District
Deposits by Fund
 September 2021

10/06/21

Type	Date	Memo	Split	Amount	Balance
Deposit	09/27/2021	TCF FY 22 SEP MID - IMPR # 1 - Gen . 70, Water .25, Lights ...	1010 · Pacific Prem...	-2,462.24	-49,705.36
Deposit	09/29/2021	Water Rec	1010 · Pacific Prem...	-163.89	-49,869.25
Deposit	09/29/2021	Rate Assistance	1010 · Pacific Prem...	0.00	-49,869.25
Deposit	09/29/2021	Other 1	1010 · Pacific Prem...	0.00	-49,869.25
Deposit	09/29/2021	Other 2	1010 · Pacific Prem...	0.00	-49,869.25
Deposit	09/30/2021	Water Rec	1010 · Pacific Prem...	-716.40	-50,585.65
Deposit	09/30/2021	Rate Assistance	1010 · Pacific Prem...	10.39	-50,575.26
Deposit	09/30/2021	Other 1	1010 · Pacific Prem...	0.00	-50,575.26
Deposit	09/30/2021	Other 2	1010 · Pacific Prem...	0.00	-50,575.26
Deposit	09/30/2021	\$ 2,220.55 BALANCE ADJ Ccs	1010 · Pacific Prem...	-1,110.28	-51,685.54
Total Water				-51,685.54	-51,685.54
TOTAL				-120,191.75	-120,191.75

Avila Beach Community Services District
Checks by Fund w/Accounts
 September 2021

10/05/21

Type	Date	Num	Name	Memo	Account	Amount	Balance
Check	09/02/2021	EFT	GetStreamline.com / Digital Depl...	monthly ABCSD Streamline	6170 · Website	200.00	200.00
Check	09/03/2021	EFT	PERS	GASB 68 Report CalPERS ID # 1674878206	6120 · Dues & Subscripti...	700.00	900.00
Check	09/03/2021	EFT	Public Employees Retirement Sy...	Kristi 8/1 - 8/15/21	2250 · PERS Liability	215.14	1,115.14
Check	09/03/2021	EFT	Public Employees Retirement Sy...	Kristi 8/1 - 8/15/21	5256 · PERS Co Pd Kristi	32.66	1,147.80
Check	09/03/2021	EFT	Public Employees Retirement Sy...	Kristi 8/16 - 8/31/21	2250 · PERS Liability	217.26	1,365.06
Check	09/03/2021	EFT	Public Employees Retirement Sy...	Kristi 8/16 - 8/31/21	5256 · PERS Co Pd Kristi	79.40	1,444.46
Check	09/03/2021	EFT	Paymenttech	merchant cc fees	5120 · Chase Paymentech	21.35	1,465.81
Check	09/05/2021	EFT	Adobe.com		6120 · Dues & Subscripti...	14.99	1,480.80
Check	09/07/2021	3030	Nikki Engle Bookkeeping	BookkeepingInv. 2859 8/25/21	6102 · Accounting	480.00	1,960.80
Check	09/07/2021	3032	Price, Postal & Parma LLC	Inv. 186356	6135 · Legal	644.00	2,604.80
Check	09/07/2021	3034	Coastline Cleaning Co.	Office Maintenance Inv. 2270 (July 2021)	6542 · Maintenance	165.00	2,769.80
Check	09/07/2021	3034	Coastline Cleaning Co.	Exterior Clean Up of Leaves, Sand and Debris	6542 · Maintenance	25.00	2,794.80
Check	09/07/2021		American Express Discount	Amex	5110 · Amex	8.10	2,802.90
Check	09/07/2021		Paymenttech	merchant cc fees	5120 · Chase Paymentech	11.99	2,814.89
Check	09/08/2021		InvoiceCloud	Invoice Cloud merchant fees	5140 · Invoice Cloud	352.49	3,167.38
Check	09/08/2021		Cal Tec Computers	computer repairs	6524 · Eqip. Rep. & Main...	37.25	3,204.63
Check	09/09/2021	3040	Hagemann & Associates	Contract Labor Aug 15th - Aug 28th, 2021 Inv...	6506 · Contract Labor GM	2,465.00	5,669.63
Check	09/09/2021		Paymenttech	merchant cc fees	5120 · Chase Paymentech	10.14	5,679.77
Check	09/10/2021	EFT	Cal Tec Computers	computer repairs	6524 · Eqip. Rep. & Main...	40.00	5,719.77
Check	09/10/2021		Caltronic Business Systems		6550 · Operating Supplies	84.83	5,804.60
Check	09/13/2021	3041	Hagemann & Associates	Contract Labor Aug 29th - Sept. 11th, 2021 I...	6506 · Contract Labor GM	2,465.00	8,269.60
Check	09/13/2021		U.S. Postal Service	board pkts	6142 · Postage & Shipping	9.80	8,279.40
Check	09/13/2021		Staples		6143 · Supplies, Office	49.99	8,329.39
Check	09/14/2021		Miscellaneous Fees Analysis Acti...		6115 · Bank Service Cha...	31.47	8,360.86
Check	09/15/2021		AmazonPrime	Amazon Prime membership annual thru 9/9/21	6120 · Dues & Subscripti...	127.63	8,488.49
Check	09/15/2021		Amazon	Conferecing system Zoom x 3	6518 · Equipment Expense	534.11	9,022.60
Check	09/15/2021		Paymenttech	traffic cones	6518 · Equipment Expense	83.83	9,106.43
Check	09/17/2021		Brezden Pest	merchant cc fees	5120 · Chase Paymentech	10.37	9,116.80
Check	09/18/2021	EFT	Creative Technologies, Inc.	Inv. 6685 Run Date 9/2/21 Customer Numb...	6542 · Maintenance	65.00	9,181.80
Check	09/22/2021	3048	Paymenttech	merchant cc fees	6142 · Postage & Shipping	167.47	9,349.27
Check	09/22/2021		Paymenttech	merchant cc fees	5120 · Chase Paymentech	68.83	9,418.10
Check	09/22/2021		PG&E	100 San Luis St.	5120 · Chase Paymentech	12.27	9,430.37
Check	09/24/2021	EFT	The UPS Store	WWTP	6590 · Utilities	152.98	9,583.35
Check	09/25/2021	EFT	Spectrum	Acct #. 8245100980033571	6142 · Postage & Shipping	30.00	9,613.35
Check	09/27/2021		U.S. Postal Service	WWTP loan docs	6585 · Telephone / Internet	224.85	9,838.20
Check	09/28/2021	3045	Nikki Engle Bookkeeping	BookkeepingInv. 2876 9/15/21	6142 · Postage & Shipping	26.35	9,864.55
Check	09/29/2021	EFT	Public Employees Retirement Sy...	Kristi 9/1 - 9/15/21	6102 · Accounting	540.00	10,404.55
Check	09/29/2021	EFT	Public Employees Retirement Sy...	Kristi 9/1 - 9/15/21	2250 · PERS Liability	248.14	10,652.69
Check	09/29/2021	EFT	Public Employees Retirement Sy...	Kristi 9/16 - 9/30/21	5256 · PERS Co Pd Kristi	37.53	10,690.22
Check	09/29/2021	EFT	Public Employees Retirement Sy...	Kristi 9/16 - 9/30/21	2250 · PERS Liability	213.00	10,903.22
Check	09/29/2021	EFT	Public Employees Retirement Sy...	Kristi 9/16 - 9/30/21	5256 · PERS Co Pd Kristi	32.35	10,935.57

Total General / Admin

10,935.57

10,935.57

Avila Beach Community Services District
Checks by Fund w/Accounts
 September 2021

10/05/21


Type	Date	Num	Name	Memo	Account	Amount	Balance
Lights							
Check	09/03/2021	EFT	PG&E	Town Lights acct # 0690976984-3	6590 · Utilities	410.05	410.05
Check	09/03/2021	EFT	PG&E	Colony Lights acct # 5992155362-0	6590 · Utilities	101.98	512.03
Check	09/24/2021	EFT	PG&E	Front St. Lights acct# 5796765606-7	6590 · Utilities	352.05	864.08
Total Lights							
Sanitary							
Check	09/02/2021	EFT	South County Sanitary Service	Acct. Number 4120-3104357 2 Yd Dumpster	6590 · Utilities	134.96	134.96
Check	09/07/2021	3031	Brenntag Pacific, Inc.	BPI 170147 8/18/21	6503 · Chemicals	1,287.54	1,422.50
Check	09/07/2021	3031	Brenntag Pacific, Inc.	BPI172754 8/19/21	6503 · Chemicals	1,273.39	2,695.89
Check	09/07/2021	3031	Brenntag Pacific, Inc.	BPI174411 8/26/21	6503 · Chemicals	1,155.73	3,851.62
Check	09/07/2021	3032	Price, Postel & Parma LLC	CIP WWTP Project	8245 · WWTP Improvem...	897.00	4,748.62
Check	09/07/2021	3033	Garing, Taylor & Associates, Inc.	Inv. 17889 8/31/21 San Miguel Sewer Line ...	8246c · WW Swr Ln Rpl...	6,291.51	11,040.13
Check	09/08/2021	3037	Speed's, Inc.	Inv. #66094 8/19/21	6580 · Solids Handling	1,375.00	12,415.13
Check	09/08/2021	3038	Abalone Coast Analytical, Inc.	9/2/21 Statement #5332	6540 · Lab Tests	3,643.00	16,058.13
Check	09/08/2021	3039	DPSI	Gardner	6560 · Plan Checks	330.00	16,388.13
Check	09/08/2021	3039	DPSI	Sanitary System Review	6515 · Engineering	165.00	16,553.13
Check	09/09/2021	3040	Hagemann & Associates	Contract Labor Sanitary System	6507 · Contract Labor Ci...	725.00	17,278.13
Check	09/13/2021	3041	Hagemann & Associates	Contract Labor Sanitary System	6507 · Contract Labor Ci...	1,160.00	18,438.13
Check	09/14/2021	EFT	AT&T	acct # 287272916182	6585 · Telephone / Internet	23.50	18,461.63
Check	09/14/2021	3042	Brenntag Pacific, Inc.	BPI 176566 9/2/21	6503 · Chemicals	1,150.95	19,612.58
Check	09/14/2021	3043	Fluid Resource Management, Inc.	July 2021 Ops. Sanitary Inv. F21121	6505 · Contract Labor O ...	15,136.72	34,749.30
Check	09/14/2021	3043	Fluid Resource Management, Inc.	A20931 Chemicals	6503 · Chemicals	164.91	34,914.21
Check	09/14/2021	3043	Fluid Resource Management, Inc.	W20848 FFR VFD Replacement	6522 · Equip. Rep. & Mai...	1,726.21	36,640.42
Check	09/14/2021	3043	Fluid Resource Management, Inc.	W20915 Air Scrubber Replacement	6522 · Equip. Rep. & Mai...	849.10	37,489.52
Check	09/14/2021	3044	Fluid Resource Management, Inc.	August 2021 Ops. Sanitary Inv. F21088	6505 · Contract Labor O ...	15,136.72	52,626.24
Check	09/14/2021	3044	Fluid Resource Management, Inc.	A21032 Chemicals	6503 · Chemicals	276.46	52,902.70
Check	09/14/2021	3044	Fluid Resource Management, Inc.	A21033 Stenner Check Valve	6524 · Equip. Rep. & Main...	88.87	52,991.57
Check	09/14/2021	3044	Fluid Resource Management, Inc.	W20958 Lift Station Pump Reset	6522 · Equip. Rep. & Mai...	403.16	53,394.73
Check	09/17/2021	EFT	AT&T	acct # x 0885 Internet	6585 · Telephone / Internet	58.85	53,453.58
Check	09/22/2021	3046	Brenntag Pacific, Inc.	BPI 177747 9/9/21	6503 · Chemicals	1,250.20	54,703.78
Check	09/22/2021	3047	Speed's, Inc.	Inv. #66176 9/9/21	6580 · Solids Handling	1,403.00	56,106.78
Check	09/22/2021	3049	Yeh & Associates, Inc	C.I.P. MBR Project Inv. 221-020-1 5/6/21	8245d · WWTP Wallace ...	2,129.02	58,235.80
Check	09/24/2021	EFT	PG&E	3rd & San Fran St. pump	6590 · Utilities	2,800.85	61,036.65
Check	09/24/2021	EFT	PG&E	Lift Station acct# 6338432238-2	6590 · Utilities	126.38	61,163.03
Check	09/29/2021	3051	Brenntag Pacific, Inc.	BPI 180598 9/16/21	6503 · Chemicals	1,241.42	62,404.45
Check	09/29/2021	3052	Yeh & Associates, Inc	C.I.P. MBR Project Inv. 221-020-3 9/23/21	8245d · WWTP Wallace ...	5,297.50	67,701.95
Check	09/29/2021	3052	Speed's, Inc.	Inv. #66094S 9/27/21	6580 · Solids Handling	528.00	68,229.95
Check	09/29/2021	3054	Brenntag Pacific, Inc.	BPI 1181816 9/23/21	6503 · Chemicals	1,085.05	69,315.00
Check	09/29/2021	3055	San Luis Powerhouse, Inc.	Inv. 45506 9/27/21 Quarterly Testing - Lift St...	6530 · Generator Mainte...	1,135.00	70,450.00
Check	09/29/2021	3055	San Luis Powerhouse, Inc.	Inv. 45504 9/27/21 Quarterly Testing - WWTP	6530 · Generator Mainte...	1,135.00	71,585.00
Total Sanitary							

71,585.00

Avila Beach Community Services District
Checks by Fund w/Accounts
 September 2021

10/05/21

Type	Date	Num	Name	Memo	Account	Amount	Balance
Water							
Check	09/07/2021	3035	Mr. Backflow	Backflow testing Inv. 62176 6/24/21	6565 · Regulatory Compl...	130.00	130.00
Check	09/07/2021	3036	Ferguson Enterprises	Inv. #9440918 Customer #830775 Water Me...	6522 · Equip. Rep. & Mai...	543.76	673.76
Check	09/08/2021	3039	DPSI	Gardner	6560 · Plan Checks	330.00	1,003.76
Check	09/09/2021	3040	Hagemann & Associates	Contract Labor Water System	6507 · Contract Labor Ci...	725.00	1,728.76
Check	09/13/2021	3041	Hagemann & Associates	Contract Labor Water System	6507 · Contract Labor Ci...	870.00	2,598.76
Check	09/14/2021	3043	Fluid Resource Management, Inc.	July 2021 Ops. Water Inv. F21121	6505 · Contract Labor O ...	5,042.92	7,641.68
Check	09/14/2021	3043	Fluid Resource Management, Inc.	W20893 Water Line Repair	6524 · Equip. Rep. & Main...	898.31	8,539.99
Check	09/14/2021	3044	Fluid Resource Management, Inc.	August 2021 Ops. Water Inv. F21088	6505 · Contract Labor O ...	5,042.92	13,582.91
Check	09/24/2021	EFT	PG&E	1717 Cave Landing Rd.	6590 · Utilities	210.56	13,793.47
Check	09/29/2021	3050	SLO Co Health	Cross Connections Inv. IN0132658	6555 · Permits & Fees	48.20	13,841.67
Total Water						13,841.67	13,841.67
TOTAL						97,226.32	97,226.32



FLUID RESOURCE MANAGEMENT

OPERATIONS . MAINTENANCE . MECHANICAL

2385 Precision Drive
Arroyo Grande, CA 93420

Statement

Date
10/4/21

Phone # 805.597.7100 Fax # 805.597.7171

California Certified Small Business #1120142

To:
Avila Beach Community Services District P.O. Box 309 100 San Luis Street Avila Beach, CA 93424

Amount Due	Amount Enc.
\$24,696.81	

Date	Transaction	Amount	Balance		
09/30/21	348F11001 Monthly OPS/Maint- INV #F21186. Orig. Amount \$20,179.64.	✓ 20,179.64	20,179.64		
09/20/21	348F11001 Monthly OPS/Maint:348FW11001 Water:348AW17001 Add Services water- INV #A21194. Orig. Amount \$117.03.	✓ 117.03	20,296.67		
09/20/21	348F11001 Monthly OPS/Maint:348FWW11001 Wastewater:348AWW17002 Add Services Wastewater- INV #A21173. Orig. Amount \$1,532.77.	✓ 1,532.77	21,829.44		
09/14/21	W21049 CL2 Chamber Baffle Repair- INV #W21049. Orig. Amount \$1,317.87.	✓ 1,317.87	23,147.31		
09/24/21	W21070 Water Meter Box Install- INV #W21070. Orig. Amount \$1,549.50.	✓ 1,549.50	24,696.81		
CURRENT	1-30 DAYS PAST DUE	31-60 DAYS PAST DUE	61-90 DAYS PAST DUE	OVER 90 DAYS PAST DUE	Amount Due
24,696.81	0.00	0.00	0.00	0.00	\$24,696.81

AVILA BEACH
COMMUNITY SERVICES DISTRICT
Post Office Box 309, Avila Beach, CA. 93424

MEMORANDUM

TO: Board of Directors

FROM: Brad Hagemann, General Manager

DATE: October 12, 2021

SUBJECT: General Manager/District Engineer Report

Due to Power outage and internet problems the General Manager's Report was unavailable at the time of Board Packet production.



October 5, 2021

Avila Beach Community Services District
100 San Luis Street
Avila Beach, CA 93424

**SUBJECT: SEPTEMBER 2021 MONTHLY FACILITY REPORT FOR THE AVILA BEACH COMMUNITY SERVICES DISTRICT
WASTEWATER TREATMENT PLANT, WATER SYSTEM AND COLLECTION SYSTEM**

WASTEWATER TREATMENT PLANT

Areas within the wastewater plant that are known to accumulate solids continue to be manually cleaned on a regular basis. The Chlorine Contact Chamber floor is vacuumed out on a weekly basis. These solids, if left to decompose, can have a negative effect on the effluent quality leaving the facility.

On September 8, 2021, staff responded to a communication failure alarm for the SCADA system; staff reset the modem and restored the connection. If the SCADA computer is not connected to the internet, staff does not receive alarms and is not able to monitor the system remotely.

WATER SYSTEM

The small water storage tank continues to be used as standby, with FRM staff monitoring the water quality in the tank and flushing as needed. FRM Staff continues to monitor the chlorine residuals and provide additional chlorine as needed. Staff has been performing distribution flushing on an as needed basis.

COMPLIANCE RECORD AND PLANT PERFORMANCE

Staff compiled the data to complete the monthly Self-Monitoring Report and Discharge Monitoring Report in California Integrated Water Quality System (CIWQS). Once approved, the reports are uploaded into CIWQS and certified by ABCSD Staff.

Plant Design for Influent BOD is 270 mg/L. The permit limit for Effluent TSS and BOD is a Monthly Average of 40 mg/L with a Daily Maximum of 90 mg/L.

Routine quarterly generator service and maintenance was completed on the back-up generators located at the First Street lift station and the wastewater treatment plant on September 21, 2021.

Sincerely,

FLUID RESOURCE MANAGEMENT



Carinna Butler
Operations Manager

ATTACHMENTS

- Self-Monitoring Report
- ABCSD Average Daily WWTP Effluent Flow (2019-2021)
- ABCSD Monthly Total WWTP Effluent Flow (2019-2021)
- Port San Luis Monthly Total Flow (2019-2021)
- Monthly Average Influent BOD (2019-2021)
- Monthly Average Effluent BOD (2019-2021)
- Monthly Water Purchased from Lopez (2019-2021)
- ABCSD Monthly Water Sold (2019-2021)



Avila Beach CSD Wastewater Treatment Facility

Monthly report due last day of following month
Annual report due January 30

Month: **SEPTEMBER 2021**

Effluent and Influent Monitoring

Date	Daily Flow (MGD)			Effluent Monitoring		
	Total	Max (gpm)	Avg (gpm)	Biweekly Total Coliform	Biweekly Fecal Coliform	Daily Chlorine Residual
1	0.039679	73	28			<0.02
2	0.040288	71	28	<2	<2	<0.02
3	0.044652	76	31			<0.02
4	0.065360	94	46			<0.02
5	0.070086	95	49			<0.02
6	0.061479	96	43			<0.02
7	0.041201	70	29	<2	<2	<0.02
8	0.043472	65	30			<0.02
9	0.041620	66	29	<2	<2	<0.02
10	0.046607	87	33			<0.02
11	0.056415	84	39			<0.02
12	0.061518	90	43			<0.02
13	0.048369	94	34			<0.02
14	0.043970	78	31	<2	<2	<0.02
15	0.043144	75	30			<0.02
16	0.041682	72	29	<2	<2	<0.02
17	0.047432	92	33			<0.02
18	0.057427	90	40			<0.02
19	0.053934	89	38			<0.02
20	0.046681	87	33			<0.02
21	0.040252	73	28	<2	<2	<0.02
22	0.037296	67	27			<0.02
23	0.036923	64	26	<2	<2	<0.02
24	0.043163	73	30			<0.02
25	0.054505	83	38			<0.02
26	0.053069	91	37			
27	0.039075	70	27			<0.02
28	0.036243	83	25	<2	<2	<0.02
29	0.031322	58	38			<0.02
30	0.037600	77	26			
31						
Min	0.031322	58	25	<2	<2	<0.02
Mean	0.046815	79	33	<2	<2	<0.02
Max	0.070086	96	49	<2	<2	<0.02
Total	1.404464	<i>Effluent daily (dry weather) flow NTE 0.2 MGD (mean).</i>				

Date	Biweekly Effluent BOD (24 HC)	Biweekly Effluent TSS (24 HC)	Biweekly Influent BOD (24 HC)	Biweekly Influent TSS (24 HC)	Monthly Effluent Oil & Grease (Grab)
9/2/21	14	10	279	175	
9/5/21	29	23	485	304	
9/9/21	20	8	368	260	<5.0
9/12/21	32	12	628	356	
9/16/21	17	7	436	211	
9/19/21	25	17	588	244	
9/23/21	22	24	402	240	
9/26/21					
9/30/21					
Min	14	7	279	175	<5.0
Mean	23	14	455	256	<5.0
Max	32	24	628	356	<5.0
BOD Removal: 95.0%			TSS Removal: 94.4%		

Effluent Monitoring

Date	Weekly Set. Solids (Grab)	Weekly Turbidity (Grab)	Weekly pH (Grab)	Weekly Temp °F (Grab)
9/2/21	<0.1	14.7	6.5	73
9/9/21	<0.1	10.6	6.4	74
9/16/21	<0.1	7.62	6.6	70
9/23/21	<0.1	9.16	6.5	72
9/30/21				
Min	<0.1	7.6	6.4	70
Mean	<0.1	10.5	6.5	72
Max	<0.1	14.7	6.6	74

Effluent Limits

Parameter	Units	Monthly Avg	Weekly Avg	Daily Max
BOD	mg/L	40	60	90
Suspended Solids	mg/L	40	60	90
Oil and Grease	mg/L	25	40	75
Turbidity	NTU	75	100	225
Total Coliform	MPN/100 mL	7 Sample Median: 23		
		More than once in 30 days: 240		
		Daily Maximum: 2,400		
Chlorine Residual	mg/L	6 Month Median: 0.3		1.2
pH	pH units	Between 6.0 - 9.0		
Settleable Solids	mL/L	1.0	1.5	3.0
BOD/TSS Removal	%	≥ 75%	***	***

I certify under penalty of perjury that the foregoing is true and accurate and that the sampling procedure and analysis used are as specified in the Waste Discharge Order for this facility.

Influent Brine Received	
Date	Volume (Gallons)
	N/A

Sludge Removal	
Date	Gallons
9/9/21	4,500
9/29/21	4,800

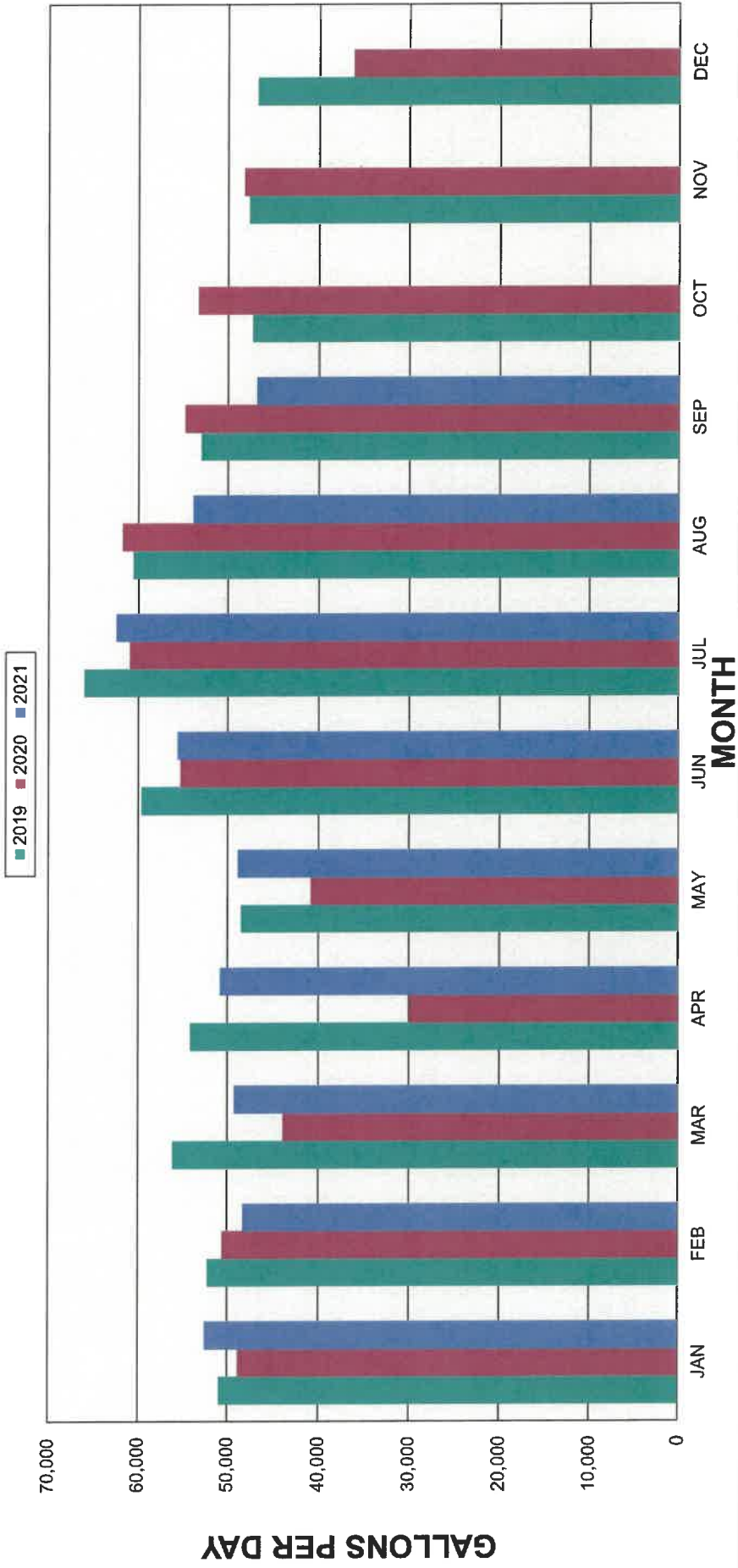
SIGNATURE: _____

DATE: _____

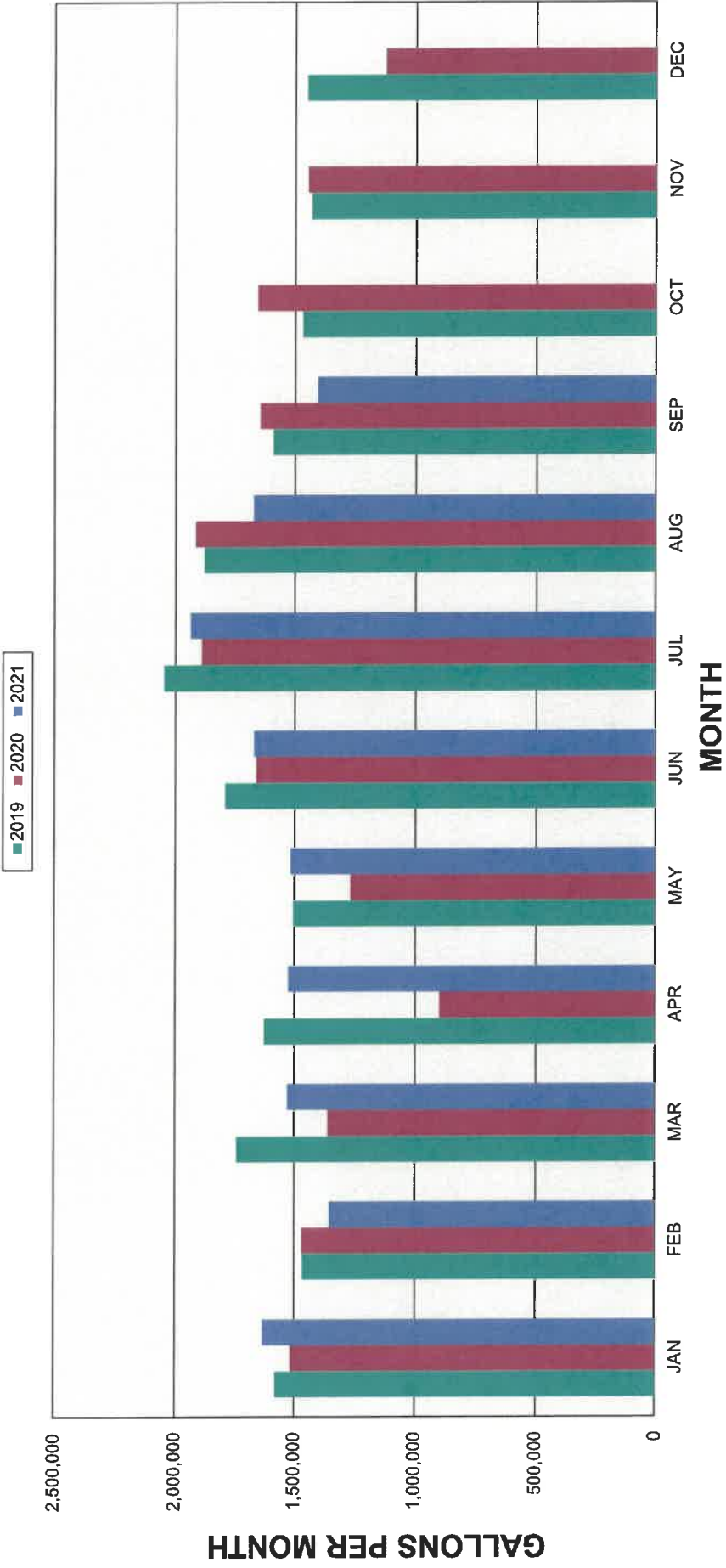
PRINTED NAME: _____

TITLE: _____

ABCSD AVERAGE DAILY WWTP EFFLUENT FLOW (2019 - 2021)

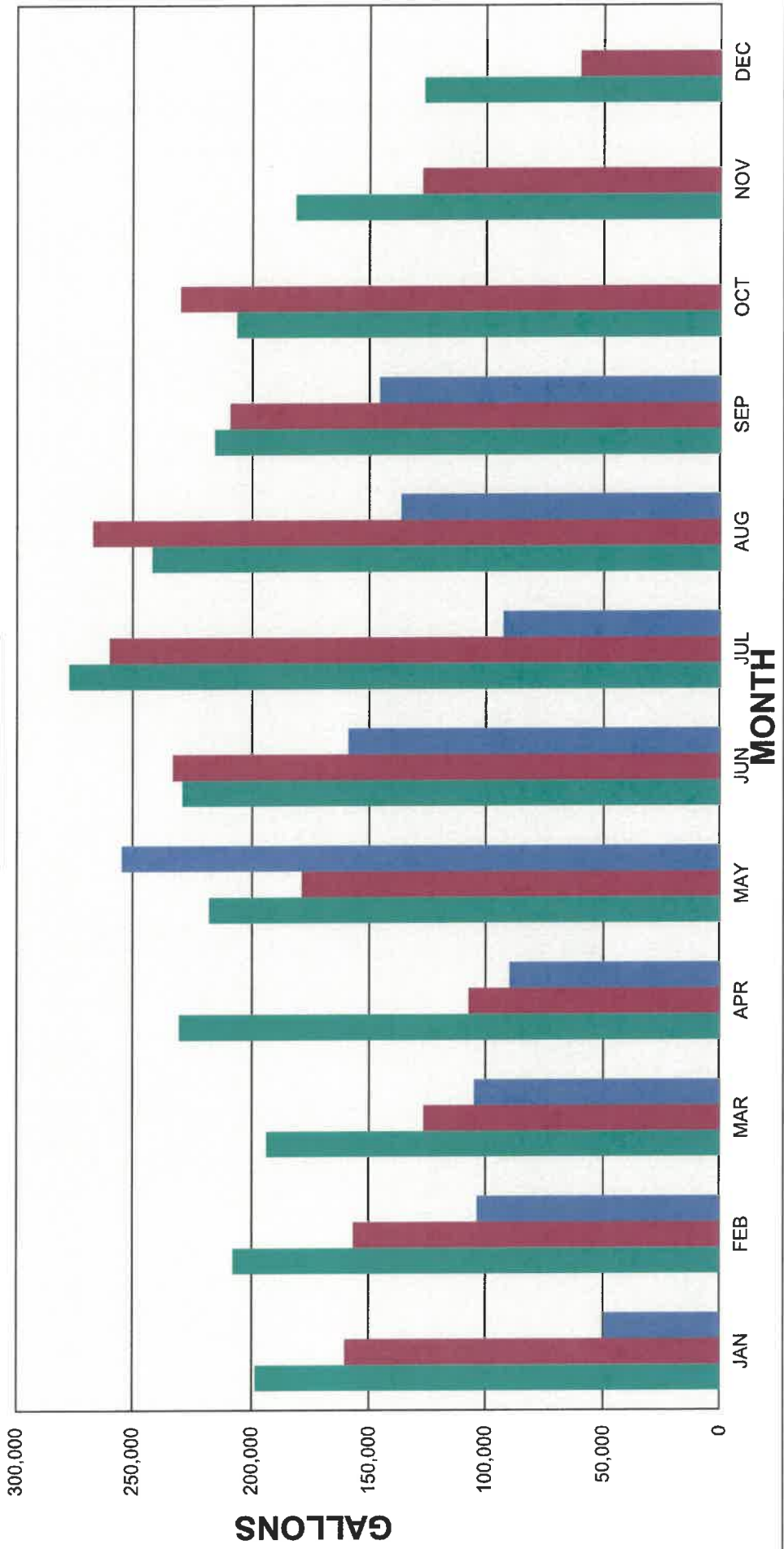


ABCSD MONTHLY TOTAL WWTP EFFLUENT FLOW (2019 - 2021)



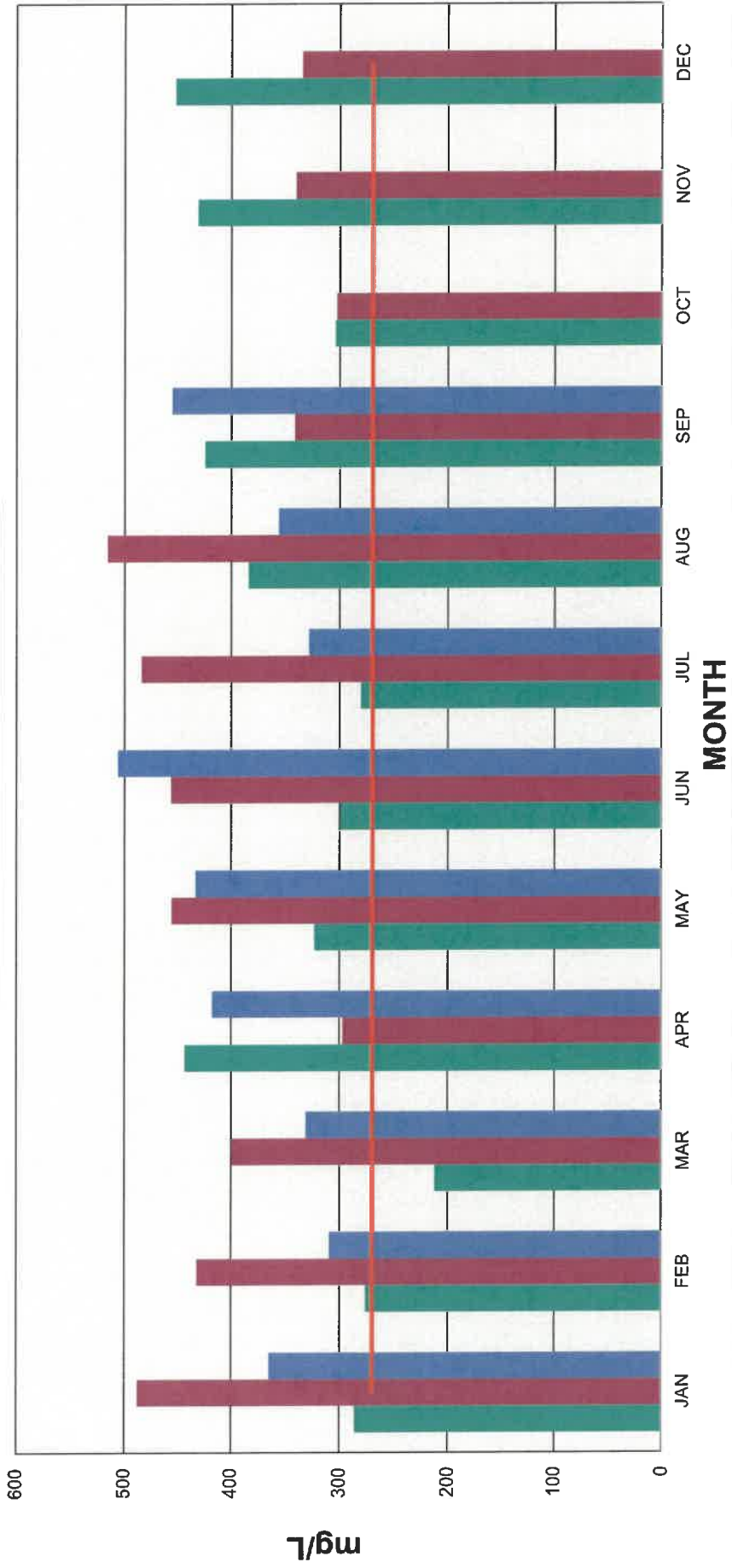
PORT SAN LUIS MONTHLY TOTAL FLOW (2019 - 2021)

■ 2019
 ■ 2020
 ■ 2021

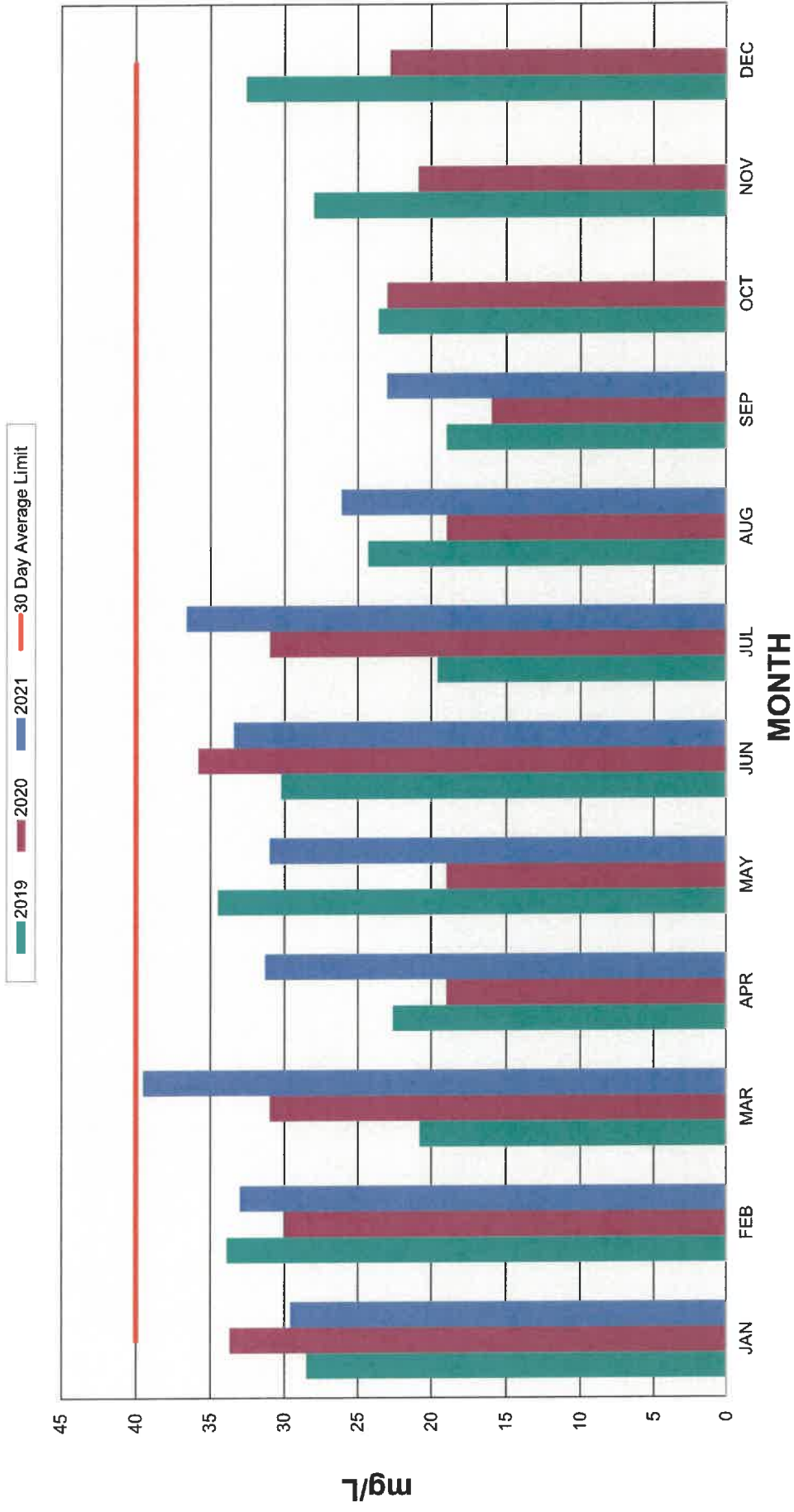


ABCSD MONTHLY AVERAGE INFLUENT BOD (2019 - 2021)

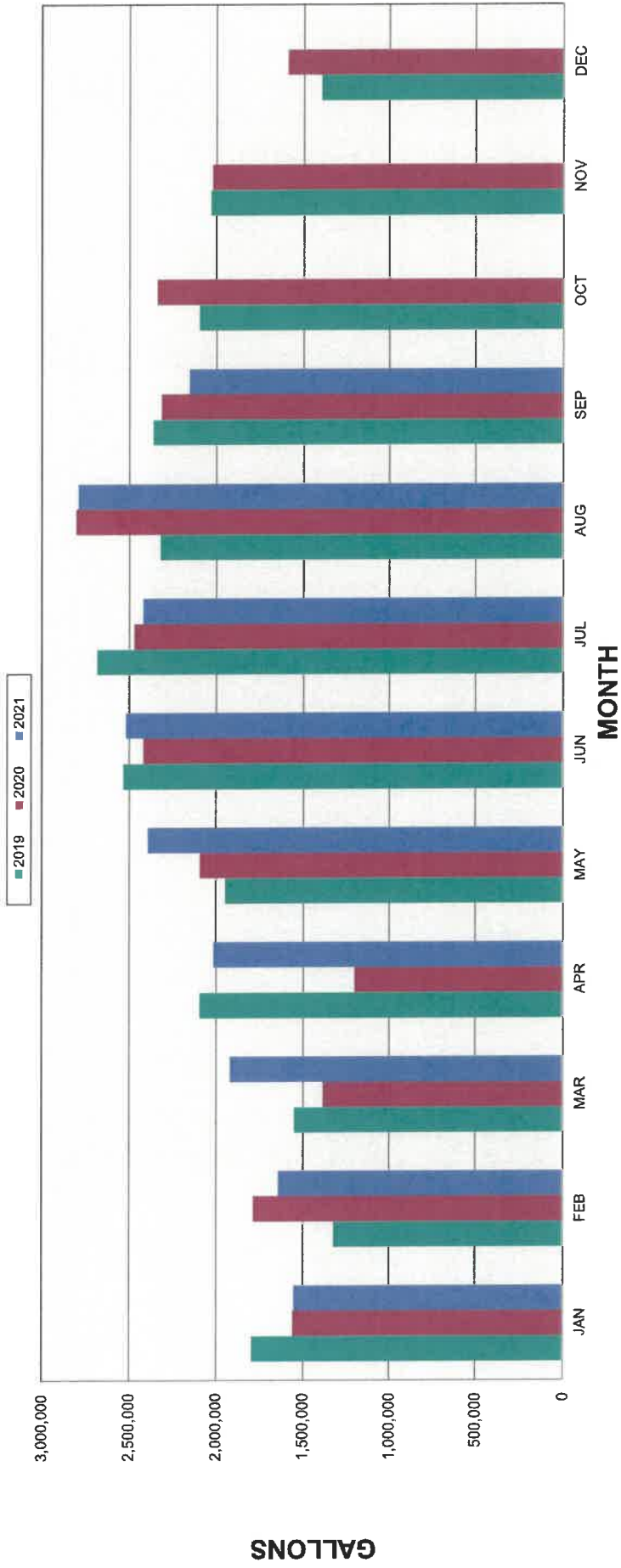
■ 2019
 ■ 2020
 ■ 2021
 — WWTP Design



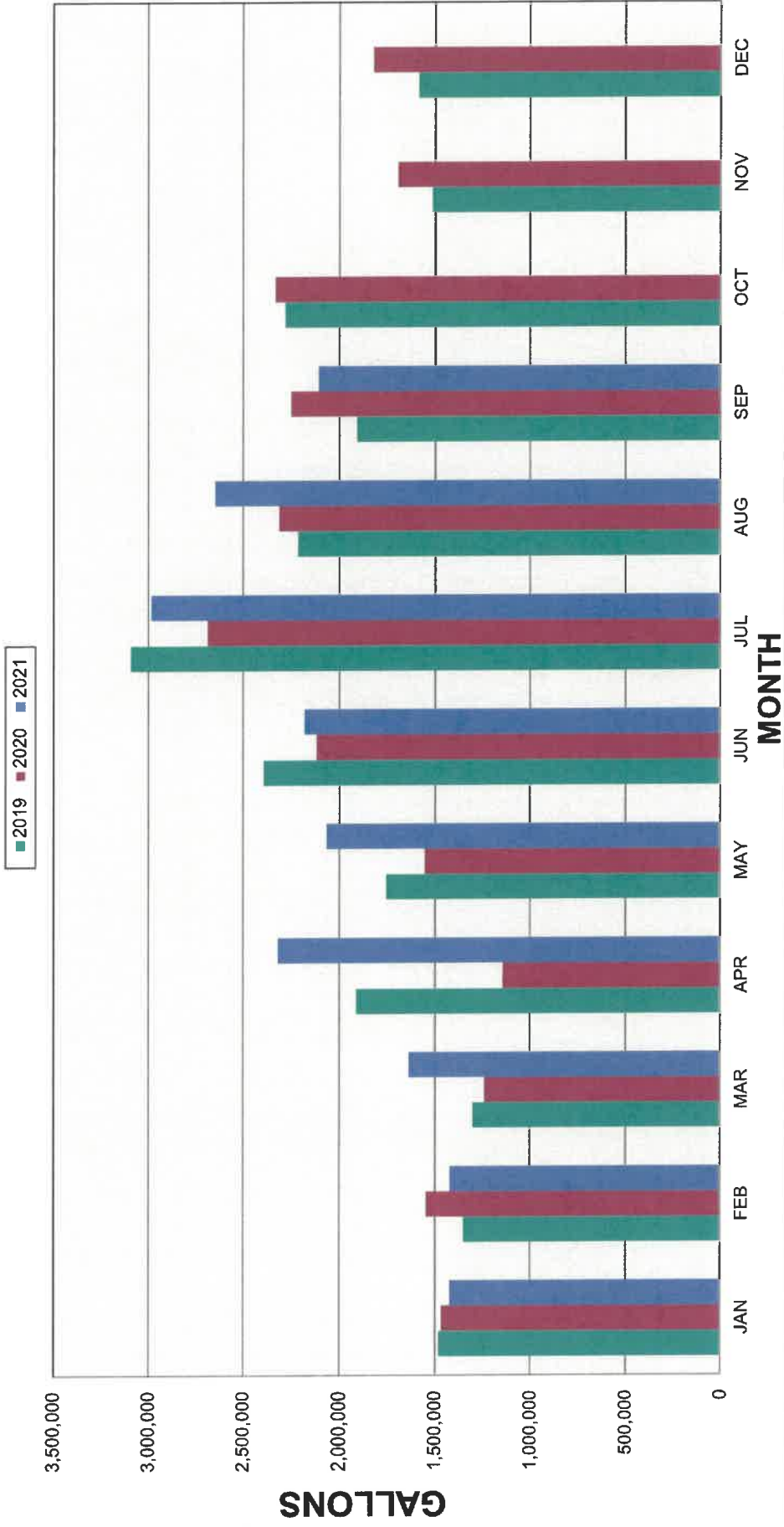
ABCSD MONTHLY AVERAGE EFFLUENT BOD (2019 - 2021)



ABCSD MONTHLY WATER PURCHASED FROM LOPEZ (2019 - 2021)



ABCSD MONTHLY WATER SOLD (2019 - 2021)




**AVILA BEACH
COMMUNITY SERVICES DISTRICT**

Post Office Box 309, Avila Beach, CA. 93424

MEMORANDUM

TO: Board of Directors

FROM: Brad Hagemann, General Manager 

DATE: October 12, 2021

SUBJECT: Consider Adopting a Resolution Authorizing Remote Teleconference Meetings

Recommendation:

Adopt Resolution No. 2021-06 Authorizing Remote Teleconference Meetings or Provide Other Direction to Staff

Discussion:

On March 4, 2020, Governor Newsom issued a Proclamation of State of Emergency in response to the COVID-19 pandemic. That proclamation remains in effect. As a result of the state of emergency, the Governor issued executive orders that waived the normally strict provisions of the Brown Act relating to holding and participating in meetings via teleconferencing. Executive Order N-29-20 allowed bodies subject to the Brown Act to meet without a physical meeting location, so long as various requirements were met, including providing the public the opportunity to observe and participate in the meeting telephonically or electronically. Executive Order No. N-08-21 extended the suspension of the Brown Act's normal teleconferencing rules through September 30, 2021.

On September 16, 2021, Governor Newsom signed AB 361. This legislation amends the Brown Act to allow legislative bodies subject to the Brown Act to meet via teleconference during a proclaimed state of emergency in accordance with teleconference procedures established by AB 361 rather than under the Brown Act's more narrow standard rules for participation. If the Board of Directors desires to continue to meet remotely via teleconference, the Board is required to adopt a resolution making the requisite findings under AB 361. AB 361 allows a board, commission or committee subject to the Brown Act, called "legislative bodies" under the Brown Act, to meet via teleconference without following the normal Brown Act teleconference rules if any of the following circumstances exist:

- A) The legislative body holds a meeting during a proclaimed state of emergency, and state or local officials have imposed or recommended measures to promote social distancing.
- B) The legislative body holds a meeting during a proclaimed state of emergency for the purpose of determining, by majority vote, whether as a result of the emergency, meeting in person would present imminent risks to the health or safety of attendees.

- C) The legislative body holds a meeting during a proclaimed state of emergency and has determined, by majority vote, pursuant to subparagraph (B), that, as a result of the emergency, meeting in person would present imminent risks to the health or safety of attendees.
(Gov. Code, §54953(e)(1) [AB 361, p. 9].)

If a meeting is held via teleconference under these provisions, the meeting body must provide public access to the meeting and opportunity for the public to address the members of the legislative body as required by AB 361.

AB 361 also requires periodic review of the determination to continue to meet via teleconference. If the state of emergency remains active, then no later than 30 days after meeting via teleconference for the first time pursuant to AB 361, the body must make a subsequent finding that the body “has reconsidered the circumstances of the state of emergency” and determined that in-person meetings continue to pose a risk to public health. Accordingly, staff anticipates returning to this Board with subsequent resolutions so long as the state of emergency persists.

Attachments

Resolution No. 2021-06

RESOLUTION NO. 2021-06

**A RESOLUTION OF THE BOARD OF DIRECTORS OF THE AVILA BEACH
COMMUNITY SERVICES DISTRICT PROCLAIMING A LOCAL EMERGENCY,
RATIFYING THE PROCLAMATION OF A STATE OF EMERGENCY BY
GOVERNOR NEWSOM'S ORDER DATED MARCH 4, 2020, AND AUTHORIZING
REMOTE TELECONFERENCE MEETINGS OF THE LEGISLATIVE BODIES OF
THE AVILA BEACH COMMUNITY SERVICES DISTRICT FOR THE PERIOD OF
OCTOBER 12, 2021 TO NOVEMBER 12, 2021, PURSUANT TO BROWN ACT
PROVISIONS**

Recitals

WHEREAS, the Avila Beach Community Services District ("District") is committed to preserving and nurturing public access and participation in meetings of the Board of Directors; and

WHEREAS, all meetings the District's legislative bodies are open and public, as required by the Ralph M. Brown Act (Gov. Code, §§ 54950 – 54963), so that any member of the public may attend, participate, and watch the District's legislative bodies conduct their business; and

WHEREAS, the Brown Act, Government Code section 54953(e), makes provisions for remote teleconferencing participation in meetings by members of a legislative body, without compliance with the requirements of Government Code section 54953(b)(3), subject to the existence of certain conditions; and

WHEREAS, a required condition is that a state of emergency is declared by the Governor pursuant to Government Code section 8625, proclaiming the existence of conditions of disaster or of extreme peril to the safety of persons and property within the state caused by conditions as described in Government Code section 8558; and

WHEREAS, a proclamation is made when there is an actual incident, threat of disaster, or extreme peril to the safety of persons and property within the jurisdictions that are within the District's boundaries, caused by natural, technological or human-caused disasters; and

WHEREAS, it is further required that state or local officials have imposed or recommended measures to promote social distancing, or, the legislative body meeting in person would present imminent risks to the health and safety of attendees; and

WHEREAS, such conditions now exist in the District, specifically, the State of Emergency declared by Governor Newsom on March 4, 2020, due to COVID-19, and the Proclamation of Local Emergency declared by the County of San Luis Obispo on March 13, 2020; and

WHEREAS, on September 1, 2021, the San Luis Obispo County Health Officer issued Order Number 6, requiring face coverings in all public indoor settings attributable to the rise in SARS-CoV-2 Delta Variant; and

WHEREAS, the Board of Directors does hereby find that the rise in SARS-CoV-2 Delta Variant has caused, and will continue to cause, conditions of peril to the safety of persons within the District that are likely to be beyond the control of services, personnel, equipment, and facilities of the District, and desires to proclaim a local emergency exists and ratify the proclamation of state of emergency by the Governor of the State of California and the San Luis Obispo County Health Officer's Order Number 6; and

WHEREAS, as a consequence of the local emergency, the Board of Directors does hereby find that the legislative bodies of the District shall continue to conduct their meetings without compliance with paragraph (3) of subdivision (b) of Government Code section 54953, as authorized by subdivision (e) of section 54953, and that such legislative bodies shall comply with the requirements to provide the public with access to meetings as prescribed in paragraph (2) of subdivision (e) of section 54953; and

WHEREAS, the Board of Directors will ensure that the public has access to meetings and the opportunity to participate in meetings in the interest of transparency and as required by the Government Code and AB 361.

NOW, THEREFORE, IT IS HEREBY RESOLVED by the Board of Directors of the Avila Beach Community Services District, as follows:

1. Recitals. The Recitals set forth above are true and correct and are incorporated into this Resolution by this reference.
2. Proclamation of Local Emergency. The Board hereby proclaims that a local emergency now exists throughout the District, and COVID-19 has caused, and will continue to cause, conditions of peril to the safety of persons within the District that are likely to be beyond the control of services, personnel, equipment, and facilities of the District.
3. Ratification of Governor's Proclamation of a State of Emergency. The Board hereby ratifies the Governor of the State of California's Proclamation of State of Emergency, effective as of its issuance date of March 4, 2020.
4. Remote Teleconference Meetings. The General Manager and Staff of the District are hereby authorized and directed to take all actions necessary to carry out the intent and purpose of this Resolution including, conducting open and public meetings in accordance with Government Code section 54953(e) and other applicable provisions of the Brown Act.

5. Effective Date of Resolution. This Resolution shall take effect on October 12, 2021, and shall be effective until the earlier of (i) November 12, 2021, or such time the Board of Directors adopts a subsequent resolution in accordance with Government Code section 54953(e)(3) to extend the time during which the legislative bodies of the District may continue to teleconference without compliance with paragraph (3) of subdivision (b) of section 54953.

ADOPTED by the Board of Directors of the Avila Beach Community Services District on October 12, 2021, by the following roll call votes:

AYES:

NOES:

ABSENT:

ABSTAINED:

President, Board of Directors of the
Avila Beach Community Services District


ATTEST:

Board Secretary of the
Avila Beach Community Services District

AVILA BEACH
COMMUNITY SERVICES DISTRICT
Post Office Box 309, Avila Beach, CA 93424

MEMORANDUM

TO: Board of Directors

FROM: Brad Hagemann, General Manager 

DATE: October 12th, 2021

SUBJECT: Review of 2016 Water Shortage Response and Management Plan (Plan)

Recommendation:

Receive staff report and provide direction to staff.

Discussion:

California has experienced two years of drought conditions and may be entering into our third year of drought. The County Board of Supervisors have declared a drought emergency and the Zone 3 Water Agencies have begun to implement the first step in the Low Level Reservoir Response Plan by reducing water entitlements by 10%. The purpose of this staff report is to inform the Board of the actions the District took in 2015 and 2016 in response to a drought and provide an opportunity for the Directors to provide direction to staff.

At the May 24, 2016, Regular Board Meeting, the Board adopted Resolution No. 2016-04 which adopted the District's Water Shortage Response and Management Plan pursuant to Water Code Section 375 and 350. The Plan describes Water Supply Conditions that trigger specific water conservation Response Actions. Resolution No. 2016-04 and the Plan are attached to this staff report for the Board's information and review.

In mid-2017 the District retained Water Systems Consulting (WSC) to prepare a Water Resources Analysis. WSC's analysis included documenting historic water demand, future water demand projections, water supply characterization and reliability and finally projected supply and demand under normal and drought conditions. The District's water demand for the last eleven years was as follows:

2010	74.28 AF
2011	79.17 AF
2012	80.98 AF
2013	85.04 AF
2014	87.69 AF
2015	76.39 AF
2016	77.73 AF
2017	75.36 AF
2018	75.88 AF
2019	75.55 AF
2020	86.73 AF

The relatively large increase in water demand between 2019 and 2020 is hard to explain since most of 2020 we were under COVID restrictions. Projected water demand for 2021 is approximately 80 AF.

The 2017 Tech Memorandum projected water demand in 2020 to be between 82 – 90 AF and 86 – 96 AF by 2025. The lower end of those demand projections seem to be more reasonable. However, the water demand projections did not include any anticipated water demand from the development of the Chevron property at Avila Point. As the Board knows, Chevron has been working on a Concept Plan with County Parks, County Planning, the District and a potential developer to complete the environment cleanup of the site and have it opened up for public access and visiting serving uses. At a minimum, the Board should anticipate water demand for re-development of the site will be on the order of 20 – 25 AF.

I have attached Section 5.2 “Supply & Demand Comparison in Average and Dry Conditions” of the Tech Memo to this staff report. This section concludes that with a projected “normal year” supply of 168 AF, the District can meet water demands through build-out. For a single dry year (worst case to date has been 2014) the Memo projects that demands may exceed supply by as much as 10 AF (if water demands do change as a result of dry conditions). Finally, for a multiple dry year event, such as what we experienced in 2013 through 2015, demand may also exceed supply. The complete Technical Memorandum is available on the District website or by contacting the District office.

The Tech Memo concludes/recommends that the District continue to assess opportunities to bolster and diversify its water supply portfolio to ensure reliability during dry years. The District has had preliminary discussions with San Miguelito Mutual Water Company and the Port San Luis Harbor District regarding groundwater supply options and purchasing excess Lopez water, respectively. The Board should consider continuing to advance those conversations.

The existing Water Supply Conditions and Response Actions contained in the 2016 Water Shortage Response and Management Plan appear at this time to adequately address the District’s water supply and demands. However, the Board may want to consider revising the Conditions and Response Actions based on projected State Water and Lopez Water supplies in 2022. Staff will include a note in our monthly utility bills encouraging customers to conserve water as much as possible.

**AVILA BEACH COMMUNITY SERVICES DISTRICT
RESOLUTION NO. 2016-04**

**A RESOLUTION OF THE BOARD OF DIRECTORS OF THE
AVILA BEACH COMMUNITY SERVICES DISTRICT
ADOPTING WATER SHORTAGE CONDITION TRIGGERS AND RESPONSE ACTIONS
PURSUANT TO WATER CODE § 375**

WHEREAS, the AVILA BEACH COMMUNITY SERVICES DISTRICT (“District”) provides water service within the District’s water service area pursuant to § 61100 (a) of the Community Services District Law which provides:

“(a) Supply water for any beneficial uses, in the same manner as a municipal water district, formed pursuant to the Municipal Water District Law of 1911, Division 20 (commencing with Section 71000) of the Water Code. In the case of any conflict between that division and this division, the provisions of this division shall prevail”; and

WHEREAS, § 61060 (b) of the Community Services District Law provides in relevant part:

“A district shall have and may exercise all rights and powers, expressed and implied, necessary to carry out the purposes and intent of this division, including, but not limited to, the following powers:

(b) To adopt, by ordinance, and enforce rules and regulations for the administration, operation, and use and maintenance of the facilities and services listed in Part 3 (commencing with Section 61100)”; and

WHEREAS, California Water Code Section 375 States in pertinent part:

(a) Notwithstanding any other provision of the law, any public entity which supplies water at retail or wholesale for the benefit of persons within the service area or area of jurisdiction of the public entity may, by ordinance or **resolution** adopted by a majority of the members of the governing body after holding a public hearing upon notice and making appropriate findings of necessity for the adoption of a water conservation program, adopt and enforce a water conservation program to reduce the quantity of water used by those persons for the purpose of conserving the water supplies of the public entity; and

WHEREAS, Governor Jerry Brown on January 17, 2014, proclaimed that the entire State of California to be in a drought state of emergency and the State Water Board has issued Emergency Water Shortage Regulations; and

WHEREAS, the District has adopted regulations in compliance with the State Water Board regulations; and

WHEREAS, Water Code § 71640 of the Municipal Water Service District Law provides:

“A district may restrict the use of district water during any emergency caused by drought, or other threatened or existing water shortage, and may prohibit the wastage of district water or the use of district water during such periods for any purpose other than household uses or such other restricted uses as the district determines to be necessary. A district may also prohibit use of district water during such periods for specific uses which it finds to be nonessential”; and

WHEREAS, the District Board of Directors has noticed this public meeting pursuant to Water Code § 375 and has considered the Staff Report and public testimony regarding the adoption of this Resolution; and

WHEREAS, the District Board of Directors wishes to set forth Water Supply Triggers that provide a range of alternative actions that allows for flexibility in responding to a water shortage and drought emergency; and

WHEREAS, based on the Staff Report, staff presentation, the reports and studies referenced in this Resolution and public comment, the District Board of Directors find that:

- (a) It is necessary for the District to adopt a Water Shortage Response and Management Plan to be able to respond to the lack of available water for the purpose of serving District residents.

WHEREAS, based on the Staff Report, staff presentation and public comment, the Board further finds:

- A. That adoption of the Water Shortage Response and Management Plan will provide greater assurances that there will be adequate water to meet the present needs of District residents consistent with District Code §3.28.020; and
- B. That adopting this Resolution will further conserve the water supply for the greater public benefit, with particular regards to domestic use, sanitation and fire protection; and

- C. That this Resolution adopts Rules and Regulations for the administration, operation and use of District services; and
- D. The Board of Directors of the District finds that the policies and procedures adopted by this Resolution are exempt from the California Environmental Quality Act pursuant to CEQA Guidelines Section 15378 (b) (2) because such policies and procedures constitute general policy and procedure making. The Board of Directors further finds that the adoption of the policies and potential actions established by this Resolution is not a project as defined in CEQA Guideline Section 15378, because it can be seen that the adoption of a Water Shortage Response and Management Plan will not result in either a direct physical change in the environment, or a reasonably foreseeable indirect physical change in the environment.

WHEREAS, based on the Staff Report, staff presentation and public comment, the District Board of Directors further finds this Resolution is adopted for the protection of the health, safety and welfare of District water customers who depend on the underlying groundwater basin as their source of water supply.


NOW, THEREFORE BE IT RESOLVED, DETERMINED AND ORDERED by the Board of Directors of the AVILA BEACH COMMUNITY SERVICES DISTRICT, as follows:

1. That the above recitals are true and correct.
2. The Board adopts the Water Shortage Response and Management Plan attached as Exhibit "A" to this Resolution.
3. The General Manager is directed to prepare and file an appropriate notice of exemption.
4. The General Manager is directed to publish this Resolution in its entirety in a newspaper of general circulation in the District within ten (10) days.

Upon motion by Director Kelley, seconded by Director SanFilippo, on the following roll call vote, to wit:

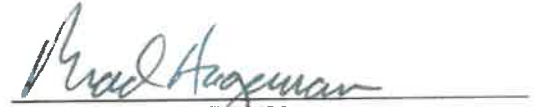
AYES: 4
 NOES: 0
 ABSENT: 0
 ABSTAIN: 0

the foregoing Resolution is hereby passed and adopted this 24 day of May, 2016.



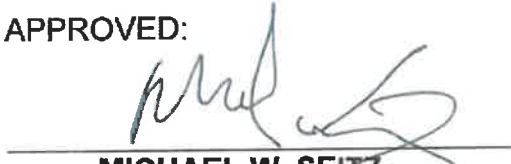
PETE KELLEY
President of the Board of Directors

ATTEST:



BRAD HAGEMANN
General Manager and Secretary to the Board

APPROVED:



MICHAEL W. SEITZ
District Legal Counsel

AVILA BEACH COMMUNITY SERVICES DISTRICT (District)

WATER SHORTAGE RESPONSE AND MANAGEMENT PLAN

STAGE	WATER SUPPLY CONDITION	RESPONSE ACTIONS	RELIEF OF RESTRICTIONS
I	All times	<ul style="list-style-type: none"> ● Active outreach and education programs regarding water conservation best management practices. ● Recommended Customer Measures: <ul style="list-style-type: none"> ○ Fix all plumbing and irrigation leaks immediately. ○ Irrigate after 8PM and before 9AM. ○ Minimum to no irrigation in winter months. ○ Check all irrigation systems monthly. ○ Do not allow excessive run off. ○ Recirculate water in ornamental water features (fountains) ○ Irrigate only 2 days per week ● New applications for water service are accepted and processed. ● New water service connections are made. 	Not Applicable.
II	Supplies Projected at 65% of Entitlements (109 AFY)	<ul style="list-style-type: none"> ● More aggressive conservation outreach and education efforts. ● Encourage customers to implement the following practices: <ul style="list-style-type: none"> ○ All Stage I Measures ○ Cover Swimming Pools and spas. ○ Do not use water to wash down exterior surfaces (e.g. driveway, deck, home) ● New applications for water service are accepted and processed. ● New water service connections are made. 	Projected Supplies greater than 65% of Entitlement.
III	Supplies Projected at 55% of Entitlements (93 AFY)	<ul style="list-style-type: none"> ● Encourage customers to implement the following practices. <ul style="list-style-type: none"> ○ All Stage I and II measures. ○ Provide minimum necessary irrigation to preserve trees and high-value landscape. ○ Do not drain or fill swimming pools or spas. ○ Do not use potable water for dust control or construction. ○ Do not use hoses to wash cars or equipment. ○ Turn off and drain ornamental fountains and water features ● Suspend accepting applications for new water service. ● Existing applications for new water service continue to be processed. ● New water service connections are made. 	Projected Supplies greater than 55% of Entitlement.

STAGE	WATER SUPPLY CONDITION	RESPONSE ACTIONS	RELIEF OF RESTRICTIONS
IV	Supplies Projected at 50% of Entitlements (84 AFY)	<ul style="list-style-type: none"> • Turn off all automated irrigation systems. • Encourage customers to implement the following practices: <ul style="list-style-type: none"> ○ All Stage I, II, and III measures. ○ Do not use District water for irrigation/outdoor uses of any sort. ○ Attempt to limit water use to 50 gal/person - day • New applications for water service are NOT accepted (Stage III) • Cease processing existing applications for new water service. • New water service connections are made only to projects with preexisting service commitments. 	Projected Supplies greater than 50% of Entitlement.
V	Supplies Projected at 40% of Entitlements (67 AFY)	<ul style="list-style-type: none"> • Declaration of a Water Shortage Emergency in accordance with CA Water Code Section 350. • Suspend all new water service connections. • Encourage customers to implement all Stage I-IV measures and to use only the absolute minimum water necessary for health and sanitation purposes. <ul style="list-style-type: none"> ○ All Stage I, II, and III measures. ○ Do not use District water for irrigation/outdoor uses of any sort. ○ Do not drain or fill swimming pools or spas. ○ All measures possible to reduce water use. • New applications for water service are NOT accepted (Stage III) • Existing applications for new water service are not processed (Stage IV) • Suspend Processing of Existing Will Serves 	Projected Supplies greater than 40% of Entitlement.

General Notes

1. The District's current water supply entitlements include 68 Acre-ft per year (AFY) of Lake Lopez Water and 100 AFY of State Water.
2. The District historically has used approximately 80 – 90 AF of water per year.

Survey Report for Lopez Project and concluded no contaminants within the water supply, however the source was vulnerable to activities located near the drinking water source. The San Luis Obispo County (County) issued a Waterline Disinfection Procedures in 2015 to outline minimum requirements for disinfection and testing of new and repaired potable water mains.

The primary water quality factors affecting SWP supply reliability sources are from its main reservoir, the Delta. Because the Delta is an estuary, salinity levels are a water quality concern. The SWP monitors their operations to ensure compliance with regulatory standards.

5.1.3.4 Climatic Factors

Climatic factors affecting the reliability of a given water supply system generally are a function of seasonal precipitation and runoff characteristics. As such, limited recharge and/or drought conditions pose threats to availability of the District's surface water supplies.

California has experienced below-average precipitation and runoff since approximately 2006, resulting in reduced storage in SWP reservoirs. In response, DWR has continued to limit SWP allocations to contractors. However, the SLOFC&WCD's current condition of excess allocation has resulted in the District continually receiving its contracted allocation in full. Climate change may reduce the SWP's median reservoir carryover storage. Carryover water is the SWP's backup water supply used only during periods of supply shortage. This shortage would reduce the flexibility in the systems during critically dry years.

5.2 Supply & Demand Comparison in Average & Dry Conditions

5.2.1 Historic and Future Conditions

This section considers the District's water supply reliability during three climate-related water scenarios, or water year types: normal year, single dry year, and multiple dry years. This methodology of estimating supply reliability was developed by DWR for urban water suppliers' Urban Water Management Plans (UWMPs) and is considered an industry standard. These water year types are defined as follows:

Normal Year: The normal year is a year, or an averaged range of years, in the historical sequence that most closely represents mean rainfall and recharge levels and patterns, or available supply. It is defined as the mean usable supply available based on historical average conditions for each supply source.

Single Dry Year: This is defined as the year with the minimum useable supply. The supply quantities for this condition are derived from the minimum historical allocations available for each supply source.

Multiple Dry Years: This is defined as the three (or more) consecutive years with the minimum useable supply. Water systems are more vulnerable to these droughts of long duration, because they deplete water storage reserves in local and state reservoirs. The supply quantities for this condition are derived from the minimum of historical three-year running average yields.

5.2.2 Basis of Water Year Types

Historic SWP and Lopez allocations based on hydrologic records analyzed by DWR and the SLOFC&WCD were examined to establish a basis of historical normal year, and historical supply allocations were used to establish a basis of single dry and multiple dry years as shown in Table 5-4 and Table 5-5.

Table 5-4. Basis of Water Year Types

Supply Source	Average/ Normal Year ⁽¹⁾	Single Dry Year ⁽²⁾	Multiple Dry Years ⁽²⁾		
			2013	2014	2015
State Water Project	1921-2003	2014	2013	2014	2015
Lopez Reservoir	1991-1992	2015	2014	2015	2016

Notes:
 1. Normal year supplies are based on current contractual agreements and historical allocations with the SWP and Lopez Project, and the Zone 3 Final Urban Water Management Plan Update 2015 (Wallace Group, June 2016).
 2. Single and Multiple Dry values are based on actual SWP Table A allocation percentages from 2013-2015 applied to the District's Table A allocation and drought buffer, and Lopez allocations for 2014-2016.

Table 5-5. Historical Water Supply Conditions

Supply Source	Average/ Normal Year (AFY) ⁽¹⁾	Single Dry Year (AFY) ⁽²⁾	Multiple Dry Years (AFY) ⁽²⁾		
			Year 1	Year 2	Year 3
State Water Project	100	10	70	10	40
Lopez Reservoir	68	61.2	68	61.2	61.2
Total	168	71	138	71	101
Percent of Normal		42%	82%	42%	60%

Notes:
 1. Normal year supplies are based on current contractual agreements and historical allocations with the SWP and Lopez Project, and the Zone 3 Final Urban Water Management Plan Update 2015 (Wallace Group, June 2016).
 2. Single and Multiple Dry values are based on actual SWP Table A allocation percentages from 2013-2015 applied to the District's Table A allocation and drought buffer, and Lopez allocations for 2014-2016.

5.2.3 Projected Normal Year Supply/Demand

The normal year water demands through buildout are estimated based on the demands summarized in Section 3.2.2. The projected normal water year water supply and demand projections are provided in Table 5-6. The available supplies during a normal year represent 100 percent of the available supplies discussed in Section 4.

Table 5-6. Supply and Demand – Normal Year

Supply/Demand Condition	Projected Supply/Demand (AFY)					
	2020	2025	2030	2035	2040	Buildout
Supply Totals	168	168	168	168	168	168
Demand Totals	82	86	92	101	105	108
Supply and Demand Difference	86	82	76	67	63	60
Difference as Percent of Supply	51%	49%	45%	40%	38%	35%

5.2.4 Projected Single Dry Year Supply/Demand

The projected single dry year water demands through buildout are equivalent to normal year demands, assuming that water demands do not change as a result of dry conditions. The anticipated supply decrease during a single dry year, compared to a normal year, is based on the actual water supply from 2014 for SWP and 2015 for Lopez and assumes that additional supplies from stored, surplus or excess allocation are not available from the SWP or Lopez. As shown in Table 5-7, the District's supplies are consistently less than projected demands during single-dry year conditions.

Table 5-7. Supply and Demand Comparisons – Single Dry Year

Supply/Demand Condition	Projected Supply/Demand (AFY)					
	2020	2025	2030	2035	2040	Buildout
Supply Totals	71	71	71	71	71	71
Demand Totals	82	86	92	101	105	108
Supply and Demand Difference	-11	-15	-21	-30	-34	-37
Difference as Percent of Supply	-17%	-21%	-29%	-41%	-47%	-52%

5.2.5 Projected Multiple Dry Year Supply/Demand

The projected multiple dry year water demands through buildout are equivalent to normal year demands, assuming that water demands do not change as a result of dry conditions. The anticipated supply decrease during a multiple dry years period, compared to a normal year, is based on the actual water supply from 2013 through 2015 for State water and 2014-2016 for Lopez water and assumes that additional supplies from stored, surplus or excess allocation are not available from the SWP or Lopez. As shown in Table 5-8, the District’s supplies are above and below projected demands during multiple-dry year conditions.

Table 5-8. Supply and Demand Comparison - Multiple Dry Year Events

Supply/Demand Condition	Projected Supply/Demand (AFY)					
	2020	2025	2030	2035	2040	Buildout
Year 1						
Supply Totals	138	138	138	138	138	138
Demand Totals	82	86	92	101	105	108
Supply and Demand Difference	56	52	46	37	33	30
Year 2						
Supply Totals	71	71	71	71	71	71
Demand Totals	82	86	92	101	105	108
Supply and Demand Difference	-11	-15	-21	-30	-34	-37
Year 3						
Supply Totals	101	101	101	101	101	101
Demand Totals	82	86	92	101	105	108
Supply and Demand Difference	19	15	9	0	-4	-7

5.3 Recommendations

Based on the analysis described in the previous sections, WSC recommends that the District continue to assess opportunities to bolster and diversify its supply portfolio to ensure reliability during dry years. The District’s potential supply opportunities may include new sources, such as recycled water or desalinated water, and new allocations of existing sources through transfers or agreements with neighboring water suppliers. Other potential mechanisms to address supply shortages may include enhancing conservation programs or the District’s Water Shortage Response and Management Plan to target specific demand reductions under various supply condition scenarios.