

AVILA BEACH COMMUNITY SERVICES DISTRICT

Post Office Box 309, Avila Beach, CA. 93424
Meeting Room and Office – 100 San Luis Street, Avila Beach
Telephone (805) 595-2664 FAX (805) 595-7623
E-Mail avilacsd@gmail.com

BOARD MEETING

11:00 AM Wednesday, August 14, 2019

BOARD MEETING LOCATION

100 SAN LUIS STREET
AVILA BEACH, CALIFORNIA

1. **CALL TO ORDER: 11:00 A.M.**

2. **ROLL CALL: Board Members:**

Pete Kelley, President
Lynn Helenius, Vice President
Ara Najarian, Director
Kristin Berry, Director

3. **PUBLIC COMMENT**

Members of the public wishing to comment or bring forward any items concerning District operations **which do not appear on today's agenda** may address the Board now. Please state name and address before addressing the Board and **limit presentations to 3 minutes**. State law does not allow Board action on items not appearing on the agenda.

4. **INFORMATION AND DISCUSSION ITEMS**

Items of District interest which may be placed on later agendas, or where staff needs to inform Board.

A. County Reports

1. SLO County Sheriff Department
2. CalFire/County Fire Department

B. Reports on Attended Conferences, Meetings, and General Communications of District Interest

5. **CONSENT ITEMS:**

These items are approved with one motion. Directors may briefly discuss any item, or may pull any item, which is then added to the business agenda.

- A. Minutes of June 12, 2019, Board Meeting (July 2019 meeting cancelled)
- B. Monthly Financial Review for June and July
- C. General Manager and District Engineer Report
- D. Water and Wastewater Superintendent Reports for June and July

6. DISCUSSION OF PULLED CONSENT ITEMS

At this time, items pulled for discussion from the Consent Agenda, if any, will be heard.

7. BUSINESS ITEMS: Items where Board action is called for.

- A. San Miguel Street Sewer Line Replacement Project, Status Report
(Receive Staff Report and Provide Direction to Staff)
- B. Solid Waste Rate Increase Prop 218 Notification and Hearing Date
(Receive Staff Report and confirm September 12, 2019 Hearing Date and Time)
- C. Wastewater Treatment Plant Redundancy Project Status Report
(Receive Staff Report and Provide Direction to Staff as needed)

8. COMMUNICATIONS/ CORESPONDENCE

At this time, any Director or Staff, may ask questions for clarification, make any announcements, or report briefly on any activities or suggest items for future agendas.

9. Adjourn to next "SPECIAL MEETING" scheduled meeting at 12:30 PM, on September 12th, 2019

Any writing or document pertaining to an open session item on this agenda which is distributed to a majority of the Board after the posting of this agenda will be available for public inspection at the time the subject writing or document is distributed. The writing or document will be available for public review in the District Administration Office, 100 San Luis Street, Avila Beach, CA during normal business hours. Consistent with the Americans with Disabilities Act and California Government Code Section 54954.2 requests for disability related modification or accommodation, including auxiliary aids or services may be made by a person with a disability who requires the modification or accommodation in order to participate at the above referenced public meeting by contacting the District at 805-595-2664.

MINUTES OF SPECIAL MEETING
Wednesday, June 12th, 2019
11:00 A.M.

1. CALL TO ORDER

President Pete Kelley called the meeting of the Board of Directors of the Avila Beach Community Services District, to order at 11:00 AM on the above date, in the Avila Beach Community Services District Building, 100 San Luis Street, Avila Beach, California.

2. ROLL CALL

Board Members Present: Pete Kelley
 Lynn Helenius
 Kristin Berry

Board Members Absent: Ara Najarian

Staff Present: Brad Hagemann, General Manager and District Engineer
 Kristi Dibbern, Accounting Clerk
 Krista Young, Operations FRM
 Mike Seitz, Legal Counsel

3. PUBLIC COMMENTS
None.

4. INFORMATION AND DISCUSSION ITEMS

A. County Reports

Sheriff: Commander Justin Nelson reported there were 111 calls for service during the month of May in Avila which resulted in 6 reports. These reports included an assault and battery, and a disturbance at Pirates Cove that resulted in a victim being stabbed. Items were stolen from an unlocked car in the Avila Village parking lot, another vehicle's contents were stolen via a smashed window. Homelessness is a problem on the rise throughout the state. Commander Nelson encouraged residents to call if they were concerned about any particular encampments.

Cal Fire: Battalion Chief Paul Lee reported 43 calls for service, 23 were medical related. Lee commented that fire season has begun and Cal Fire has added three engines and over 50 firefighters to the County resources. Also, new air support planes will be brought in to replace aging equipment. Chief Lee also reminded us that there should be no mowing after 10:00 am and now is the time to get that brush cleared – at least 100 feet from buildings. In preparation for any emergency, people should check their “go-bags” to make sure they are up to date and adequate. Information on any fire related event can be found on their Twitter feed @CalFireSLO, also on “Paul’s Points” on the Cal Fire’s website. Also, if you have not already

done so, you should sign up for reverse 911 on your cell phone. (Land lines are automatically reverse 911).

B. Reports on Conferences, Meetings and General Communications.

Legal Counsel Seitz informed the Board that due to only three Board Members present each vote needs to be unanimous for the item to pass,. Vice President Helenius apologized to the Board regarding the fact that she will not be available to make the at the July 17th “Special” meeting.

5. CONSENT ITEMS

A motion was made by Vice President Helenius to accept the Consent Items. Director Berry seconded the motion and it passed with a roll call vote 3-0.

AYES: Lynn Helenius
Kristin Berry
Pete Kelley

NOES: None

ABSENT: Ara Najarian

6. DISCUSSION OF PULLED CONSENT ITEMS.

None

7. BUSINESS ITEMS: Items where Board action is called for.

A. Annual Weed Abatement Program

GM Hagemann announced that adopting Resolution No. 2019-04 Ordering Abatement is the 2nd step in our annual weed abatement process. On May 19th Cal Fire conducted inspections and posted properties that required abatement. This hearing is an opportunity for any property owners to protest or comment on the posting of their property. In the past all property owners have cleared weeds after posting. Staff recommends the Board adopt Resolution No. 2019-04.

President Kelley opened floor for the PUBLIC HEARING.

There was no public comment.

President Kelley closed the PUBLIC HEARING.

The motion was made by Vice President Helenius made a motion to adopt Resolution No. 2019-04; the motion was seconded by Director Berry and passed with a roll call vote 3-0.

AYES: Lynn Helenius
Kristin Berry
Pete Kelley

NOES: None

ABSENT: Ara Najarian

B. Special District Risk Management Authority Board of Directors Election

GM Hagemann noted that five candidates have applied for three vacant spots on the SDRMA Board of Directors. Candidate statements are included in agenda packet. Staff commented Bob Swan is well qualified and an incumbent; Jesse Claypool represents small to mid-size Districts; Patrick O'Rourke, very motivated and experienced on boards and non-profits; Sandy Seifert, an Incumbent, is experienced with small Districts; and Jim Hamlin is less experienced and his application is very brief. President Kelley made a motion to cast district votes for candidates Bob Swan, Patrick O'Rourke and Sandy Seifert to SDRMA Board of Directors, the motion was seconded by Director Berry and passed with a roll call vote 3-0.

AYES: Pete Kelley
Kristin Berry
Lynn Helenius

NOES: None

ABSENT: Ara Najarian

C. PUBLIC HEARING: Fiscal Year 2019/20 Budget

GM Hagemann covered power point slides regarding the Draft Budget. Legal Counsel Seitz explained that appropriation limitation is part of our budgetary process and the District is required to provide this information to the State of California.

President Kelley opened the PUBLIC HEARING.

There was NO PUBLIC COMMENT.

President Kelley closed the PUBLIC HEARING.

President Kelley made a motion to adopt Resolution No. 2019-05; the motion was seconded by Director Berry and passed with a roll call vote 3-0.

AYES: Lynn Helenius
Kristin Berry
Pete Kelley

NOES: None

ABSENT: Ara Najarian

President Kelley made a motion to adopt Resolution No. 2019-06, the motion was seconded by Director Berry and passed with a roll call vote 3-0.

AYES: Kristin Berry
Pete Kelley
Lynn Helenius

NOES: None

ABSENT: Ara Najarian

D. Fats, Oil and Grease Program Services Contract

Staff commented that the Wallace Group has been doing a good job with implementing the District's FOG program. They have provided consistent inspections; good compliance; and no Sanitary Sewer Overflows due to fats oils or grease in the collection system. The program is required as part of District's SS Management Plan. Staff recommends the District Award the FY 2019/20 FOG Contract to Wallace Group for an amount not to exceed \$5,300.

Vice President Helenius made a motion to award the contract to Wallace Group; the motion was seconded by Director Berry and passed with a roll call vote 3-0.

AYES: Lynn Helenius
Kristin Berry
Pete Kelley

NOES: None

ABSENT: Ara Najarian

E. Contract for Engineering Support for the San Miguel Street Sewer Replacement Project.

The District retained Garing Taylor and Associates (GTA) to perform an initial evaluation of the San Miguel St sewer line condition, flow rates, etc. Phase II of the evaluation is to provide design options and associated cost estimates. GTA provided a proposal to complete Phase II. Staff recommended retaining GTA to do the Phase II work at a cost not to exceed \$9,000.

President Kelley made a motion to retain GTA; the motion was seconded by Director Berry and passed with a roll call vote 3-0.

AYES: Pete Kelley
Kristin Berry
Lynn Helenius

NOES: None

ABSENT: Ara Najarian

F. Request for Preliminary Will Serve (PWS): 379 Second St. and 196 San Miguel Street (APN 076-217-026).

GM Hagemann summarized the Staff Report and stated Mr. Sullivan submitted an application for a PWS for a Planned Unit Development on the subject property at 379 Second Street & 196 San Miguel Street, Avila Beach (former McClaren Property). The applicants are proposing to split the existing lot in to four separate lots. The existing lot currently has a 2 bedroom unit on San Miguel Street and a 5 bedroom tri-plex unit on 2nd Street (total of 7 bedrooms). The proposed completed project will include a 3-bedroom SFR and a new 2 bedroom off Second Street; and a new 1 bedroom and new 2 bedroom SFR off San Miguel St. for a total of 8 bedrooms.

Staff recommends approval of the PWS application. Vice President Helenius made a motion to grant a Preliminary Will Serve for the proposed project. Director Berry seconded the motion it passed with a roll call vote 3-0.

AYES: Lynn Helenius
Kristin Berry
Pete Kelley

NOES: None

ABSENT: Ara Najarian

G. Appointment of Director to fill vacancy on the District Board of Directors

As noted in the June 3, 2019 letter from Tommy Gong, no candidates filed a candidacy letter for the vacant Board of Directory position. The Board of Supervisors requested the District to provide any recommendations for the position by July 31, 2019. On June 10, 2019, staff received an application from Mr. Howie Kennett to fill the position. The Board decided to take action at this meeting to recommend the Board of Supervisors to appoint Mr. Kennett to the Avila CSD Board of Directors. Vice President Helenius made a motion to recommend the County Board of Supervisors appoint Mr. Kennett to the District Board of Directors; the motion was seconded by Director Berry and passed with a roll call vote 3-0.

AYES: Lynn Helenius
Kristin Berry
Pete Kelley

NOES: None

ABSENT: Ara Najarian

**8. Public Comment on Closed Session.
NO COMMENT.**

9. The Board convened to closed session to discuss the following items:

- A. General Manager/District Engineer Contract Review
- B. Legal Counsel Contract Review

10. Report on Closed Session/Announcement of Action.

The Board directed legal counsel to amend/update the contracts for the General Manager/District Engineer and Legal Counsel and submit to the Board President for signature.

11. Communications/Correspondence.

None.

ADJOURNMENT: The meeting was adjourned at 12:30 p.m.

The next meeting will be a SPECIAL meeting of the Avila Beach Community Services District. It is scheduled for Wednesday, July 17th, 2019 at 11:00 a.m. at 100 San Luis Street, Avila Beach.

These minutes are not official nor a permanent part of the records until approved by the Board of Directors at their next meeting.


Respectfully submitted,

Brad Hagemann, PE
General Manager

AVILA BEACH
COMMUNITY SERVICES DISTRICT
Post Office Box 309, Avila Beach, CA 93424

MEMORANDUM

TO: Board of Directors

FROM: Brad Hagemann, General Manager 

DATE: August 14, 2019

SUBJECT: Monthly Financial Review for June & July 2019

Recommendation:

Receive and file report.

Overall Monthly Summary

During the month of June, the District deposited \$119,757.48 and incurred \$78,426.14 in expenses (cash basis). Income for June included \$7,454.81 in County tax income, \$92,792.92 in monthly water and sewer fees. In July, the District deposited \$141,200.03 and incurred \$437,885.46 in expenses. These expenses included \$136,306.23 in annual water purchases and \$215,894 to Cal Fire for fire protection. County taxes deposited in July totaled \$7,824.71.

Detailed financial reports including a Balance Sheets, Deposits by Fund, Checks by Fund, as well as, a Profit and Loss Sheets for June & July are provided for your information.

Utility Service Billing

The District billed approximately \$91,933.17 in water and sewer service charges in June. Customer Rate Assistance reduced billing charges to the District in the amount of \$802.75. In July the District billed \$110,141.76 in water and sewer service charges. The Invoice Cloud online payment system is working smoothly. Customers are quick to use the autopay system which ensures their payments are timely.

Operation and Maintenance

The Fluid Resource Management (FRM) Statement for June & July 2019.

Avila Beach Community Services District
Profit & Loss
June 2019

	<u>Jun 19</u>
Ordinary Income/Expense	
Income	
4000 · Income Summary	
4010 · Operating Revenue	92,792.92
4020 · Contract Services-Ambulance	1,034.75
4030 · County Taxes	7,454.81
4050 · Harbor Charges	
4052 · Front Street Lighting	249.00
4053 · WWTP O&M	18,226.00
	<hr/>
Total 4050 · Harbor Charges	18,475.00
	<hr/>
Total 4000 · Income Summary	119,757.48
	<hr/>
Total Income	119,757.48
	<hr/>
Gross Profit	119,757.48
	<hr/>
Expense	
5100 · Merchant Credit Card Fees TIB	515.93
5200 · Payroll Expenses	
5210 · Gross Wages	
5211 · Regular Pay	2,387.04
5012 · Holiday Pay	80.37
5014 · Sick Pay	0.00
5016 · Vacation Pay	400.12
	<hr/>
Total 5210 · Gross Wages	2,867.53
	<hr/>
5230 · Payroll Taxes	50.27
	<hr/>
5240 · Health & Medical Exp.	
5242 · Health Ins / Other	600.00
	<hr/>
Total 5240 · Health & Medical Exp.	600.00
	<hr/>
5250 · PERS Company Pd Expense	
5256 · PERS Co Pd Kristi	210.68
	<hr/>
Total 5250 · PERS Company Pd Expense	210.68
	<hr/>
5280 · Payroll Administration & Misc.	117.12
	<hr/>
Total 5200 · Payroll Expenses	3,845.60
	<hr/>
6000 · Administrative Overheads	
6102 · Accounting	742.50
6130 · LAFCo Fees	7,037.18
6135 · Legal	2,099.00
6140 · Office Supplies & Postage	
6142 · Postage & Shipping	12.50
6143 · Supplies, Office	519.06

	<u>Jun 19</u>
6140 · Office Supplies & Postage - Other	196.38
Total 6140 · Office Supplies & Postage	727.94
6145 · Public Notices	104.06
6150 · Rate Assistance	802.75
6165 · Travel	0.00
6170 · Website	200.00
Total 6000 · Administrative Overheads	11,713.43
6500 · Operating Expenses	
6503 · Chemicals	6,315.52
6505 · Contract Labor O & M	19,021.24
6506 · Contract Labor GM	2,170.00
6507 · Contract Labor Civil Engineer	2,430.00
6520 · Equipment Repair & Maint.	
6522 · Equip. Rep. & Maint-Avila & HD	16,213.97
6524 · Equip. Rep. & Maint. Avila Only	1,733.69
Total 6520 · Equipment Repair & Maint.	17,947.66
6525 · Fat Oil & Grease (FOG)	325.71
6530 · Generator Maintenance	165.00
6535 · Insurance P/L	1,323.04
6540 · Lab Tests	3,146.50
6542 · Maintenance	165.00
6550 · Operating Supplies	385.00
6555 · Permits & Fees	107.40
6580 · Solids Handling	3,835.00
6585 · Telephone / Internet	508.36
6590 · Utilities	3,605.75
6500 · Operating Expenses - Other	900.00
Total 6500 · Operating Expenses	62,351.18
Total Expense	78,426.14
Net Ordinary Income	41,331.34
Other Income/Expense	
Other Income	
7200 · Non-Operating Income	
7210 · Connection Fees	33,554.00
Total 7200 · Non-Operating Income	33,554.00
Total Other Income	33,554.00
Other Expense	
8200 · Non-Operating Expenses	
8230 · Capital Purchases in Prog Sani	

	<u>Jun 19</u>
8244 · Secondary Sed	17,515.13
8246 · WW Sewer Line Rplmt San Miguel	1,217.50
8248 · WW-11 Primry Clarifier & Valves	<u>35,991.17</u>
Total 8230 · Capital Purchases in Prog Sani	54,723.80
Total 8200 · Non-Operating Expenses	<u>54,723.80</u>
Total Other Expense	<u>54,723.80</u>
Net Other Income	<u>-21,169.80</u>
Net Income	<u><u>20,161.54</u></u>

Avila Beach Community Services District
Balance Sheet
As of June 30, 2019

	<u>Jun 30, 19</u>
ASSETS	
Current Assets	
Checking/Savings	
1000 · Cash Summary	
1005 · Customer Cash	521.95
1008 · Petty Cash	86.28
1010 · Pacific Premier Checking	861,670.88
1050 · LAIF	3,030,370.43
	<hr/>
Total 1000 · Cash Summary	3,892,649.54
	<hr/>
Total Checking/Savings	3,892,649.54
Accounts Receivable	
1200 · *Accounts Receivable	48,186.61
	<hr/>
Total Accounts Receivable	48,186.61
Other Current Assets	
1250 · Receivables	
1255 · Interest Receivable	5,144.80
1270 · Taxes Receivable	7,820.07
1280 · Water & Sewer Billings	136,844.54
	<hr/>
Total 1250 · Receivables	149,809.41
1400 · Prepaid Summary	
1410 · Prepaid Insurance	0.09
	<hr/>
Total 1400 · Prepaid Summary	0.09
	<hr/>
Total Other Current Assets	149,809.50
	<hr/>
Total Current Assets	4,090,645.65
Fixed Assets	
1600 · Fixed Assets & Acc. Depr.	
1605 · Office Equipment	
1606 · Copier Samsung 2012	8,233.58
1609 · Office Equipment Accum Depr	-8,233.59
	<hr/>
Total 1605 · Office Equipment	-0.01
1610 · Fixed Asset -Office & Admin.	
1612 · Office Furniture cost	9,973.79
1614 · Office Furniture Accum Dep.	-9,973.79
	<hr/>
Total 1610 · Fixed Asset -Office & Admin.	0.00
1620 · Fixed Assets - Sanitary	
1622 · Land	60,314.10
1626 · Collection Assets	
1627 · Collection Assets Cost	1,318,875.26
1628 · Collect Assets Accum Depr	-399,237.22
	<hr/>
Total 1626 · Collection Assets	919,638.04
1630 · Disposal Equipment	

Avila Beach Community Services District
Balance Sheet
 As of June 30, 2019

	Jun 30, 19
1631 · Disposal Equip Cost	523,122.64
1632 · Disposal Equip Accum Depr	-264,042.83
Total 1630 · Disposal Equipment	259,079.81
1635 · Treatment Plant	
1636 · Treatment Plant Original	105,000.00
1637 · Treatment Plant Addition	2,049,098.30
1638 · Treatment Plant Accum Dep	-1,043,684.59
Total 1635 · Treatment Plant	1,110,413.71
1642 · Treatment Equipment	
1643 · Treatment Equip Cost	1,000,455.00
1644 · Treatment Equip Accum Depr	-524,698.87
1642 · Treatment Equipment - Other	205,485.61
Total 1642 · Treatment Equipment	681,241.74
Total 1620 · Fixed Assets - Sanitary	3,030,687.40
1650 · Fixed Assets - Water	
1652 · Equipment	
1653 · Equipment Cost	21,136.28
1654 · Equipment Accum Depr	-21,136.28
Total 1652 · Equipment	0.00
1656 · Distribution Assets	
1657 · Distribution Assets Cost	1,140,860.50
1658 · Dist Assets Accum Depr	-590,709.56
Total 1656 · Distribution Assets	550,150.94
Total 1650 · Fixed Assets - Water	550,150.94
1680 · Structures - Fixed Asset	
1681 · Structures GFAAG - Sani & FA	29,810.00
1682 · Gen / Fire Accum Dep	-29,810.00
Total 1680 · Structures - Fixed Asset	0.00
1690 · Construction in Progress	123,333.82
Total 1600 · Fixed Assets & Acc. Depr.	3,704,172.15
Total Fixed Assets	3,704,172.15
Other Assets	
1800 · Deferred Outflows of Resources	31,212.00
Total Other Assets	31,212.00
TOTAL ASSETS	7,826,029.80
LIABILITIES & EQUITY	
Liabilities	
Current Liabilities	
Accounts Payable	

Avila Beach Community Services District
Balance Sheet
As of June 30, 2019

	<u>Jun 30, 19</u>
2100 · Accounts Payable	54,714.97
Total Accounts Payable	54,714.97
Other Current Liabilities	
2200 · Payroll Liabilities	
2260 · Vacation Payable	557.75
2250 · PERS Liability	132.62
Total 2200 · Payroll Liabilities	690.37
2300 · Deposits Held	
2303 · Water Deposits Held	5,780.00
2305 · Connection Fees Held	0.01
Total 2300 · Deposits Held	5,780.01
Total Other Current Liabilities	6,470.38
Total Current Liabilities	61,185.35
Long Term Liabilities	
2400 · Net Pension Liability	136,401.00
2500 · Deferred Inflows of Resources	3,598.00
Total Long Term Liabilities	139,999.00
Total Liabilities	201,184.35
Equity	
3900 · Retained Earnings	7,188,677.85
Net Income	436,167.60
Total Equity	7,624,845.45
TOTAL LIABILITIES & EQUITY	<u>7,826,029.80</u>

Avila Beach Community Services District
Deposits by Fund
 June 2019

07/11/19

Type	Date	Memo	Split	Amount	Balance
General / Admin					
Deposit	06/10/2019	TCF FY 19 MAY ME - IMPR # 1 - Gen . 70, Water .25, Lights .05	1010 · Pacific Premier C...	-1,418.91	-1,418.91
Deposit	06/13/2019	F:0895 A:0760 - AVILA BEACH IMP # 1 - Gen . 70, Water .25, Lights .05	1010 · Pacific Premier C...	-1,047.97	-2,466.88
Deposit	06/17/2019	Walmart refund tablet cord	1010 · Pacific Premier C...	-5.79	-2,472.67
Deposit	06/18/2019	S L Ambulance Contract Services	1010 · Pacific Premier C...	-1,034.75	-3,507.42
Deposit	06/24/2019	F:0895 A:0760 - AVILA BEACH IMP # 1 - Gen . 70, Water .25, Lights .05	1010 · Pacific Premier C...	-140.34	-3,647.76
Total General / Admin				-3,647.76	-3,647.76
Lights					
Deposit	06/10/2019	TCF FY 19 MAY ME - IMPR # 1 - Gen . 70, Water .25, Lights .05	1010 · Pacific Premier C...	-101.35	-101.35
Deposit	06/13/2019	F:0895 A:0760 - AVILA BEACH IMP # 1 - Gen . 70, Water .25, Lights .05	1010 · Pacific Premier C...	-74.85	-176.20
Deposit	06/24/2019	F:0895 A:0760 - AVILA BEACH IMP # 1 - Gen . 70, Water .25, Lights .05	1010 · Pacific Premier C...	-10.02	-186.22
Total Lights				-186.22	-186.22
Sanitary					
Deposit	06/01/2019	Sani Rec	1010 · Pacific Premier C...	-185.25	-185.25
Deposit	06/01/2019	Rate Assistance	1010 · Pacific Premier C...	0.00	-185.25
Deposit	06/01/2019	1/2 Other 1	1010 · Pacific Premier C...	0.00	-185.25
Deposit	06/01/2019	1/2 Other 2	1010 · Pacific Premier C...	0.00	-185.25
Deposit	06/02/2019	Sani Rec	1010 · Pacific Premier C...	-1,099.15	-1,284.40
Deposit	06/02/2019	Rate Assistance	1010 · Pacific Premier C...	0.00	-1,284.40
Deposit	06/02/2019	1/2 Other 1	1010 · Pacific Premier C...	0.00	-1,284.40
Deposit	06/02/2019	1/2 Other 2	1010 · Pacific Premier C...	-48.75	-1,333.15
Deposit	06/03/2019	Sani Rec	1010 · Pacific Premier C...	-988.25	-2,321.40
Deposit	06/03/2019	Rate Assistance	1010 · Pacific Premier C...	23.75	-2,297.65
Deposit	06/03/2019	1/2 Other 1	1010 · Pacific Premier C...	0.00	-2,297.65
Deposit	06/03/2019	1/2 Other 2	1010 · Pacific Premier C...	0.00	-2,297.65
Deposit	06/04/2019	Sani Rec	1010 · Pacific Premier C...	-61.75	-2,359.40
Deposit	06/04/2019	Rate Assistance	1010 · Pacific Premier C...	0.00	-2,359.40
Deposit	06/04/2019	1/2 Other 1	1010 · Pacific Premier C...	0.00	-2,359.40
Deposit	06/04/2019	1/2 Other 2	1010 · Pacific Premier C...	0.00	-2,359.40
Deposit	06/05/2019	Sani Rec	1010 · Pacific Premier C...	-294.71	-2,654.11
Deposit	06/05/2019	Rate Assistance	1010 · Pacific Premier C...	0.00	-2,654.11
Deposit	06/05/2019	1/2 Other 1	1010 · Pacific Premier C...	0.00	-2,654.11
Deposit	06/05/2019	1/2 Other 2	1010 · Pacific Premier C...	0.00	-2,654.11
Deposit	06/06/2019	Sani Rec	1010 · Pacific Premier C...	-123.50	-2,777.61
Deposit	06/06/2019	Rate Assistance	1010 · Pacific Premier C...	11.87	-2,765.74
Deposit	06/06/2019	1/2 Other 1	1010 · Pacific Premier C...	0.00	-2,765.74
Deposit	06/06/2019	1/2 Other 2	1010 · Pacific Premier C...	0.00	-2,765.74

Avila Beach Community Services District
 Deposits by Fund
 June 2019

07/11/19

Type	Date	Memo	Split	Amount	Balance
Deposit	06/06/2019	Sani Rec	1010 · Pacific Premier C...	-3,841.04	-6,606.78
Deposit	06/06/2019	Rate Assistance	1010 · Pacific Premier C...	71.25	-6,535.53
Deposit	06/06/2019	1/2 Other 1	1010 · Pacific Premier C...	0.00	-6,535.53
Deposit	06/06/2019	1/2 Other 2	1010 · Pacific Premier C...	32.15	-6,503.38
Deposit	06/07/2019	Sani Rec	1010 · Pacific Premier C...	-242.25	-6,745.63
Deposit	06/07/2019	Rate Assistance	1010 · Pacific Premier C...	0.00	-6,745.63
Deposit	06/07/2019	1/2 Other 1	1010 · Pacific Premier C...	0.00	-6,745.63
Deposit	06/07/2019	1/2 Other 2	1010 · Pacific Premier C...	0.00	-6,745.63
Deposit	06/08/2019	Sani Rec	1010 · Pacific Premier C...	-61.75	-6,807.38
Deposit	06/08/2019	Rate Assistance	1010 · Pacific Premier C...	0.00	-6,807.38
Deposit	06/08/2019	1/2 Other 1	1010 · Pacific Premier C...	0.00	-6,807.38
Deposit	06/08/2019	1/2 Other 2	1010 · Pacific Premier C...	0.00	-6,807.38
Deposit	06/09/2019	Sani Rec	1010 · Pacific Premier C...	-435.75	-7,243.13
Deposit	06/09/2019	Rate Assistance	1010 · Pacific Premier C...	0.00	-7,243.13
Deposit	06/09/2019	1/2 Other 1	1010 · Pacific Premier C...	0.00	-7,243.13
Deposit	06/09/2019	1/2 Other 2	1010 · Pacific Premier C...	0.00	-7,243.13
Deposit	06/10/2019	Sani Rec	1010 · Pacific Premier C...	-7,180.41	-14,423.54
Deposit	06/10/2019	Rate Assistance	1010 · Pacific Premier C...	59.37	-14,364.17
Deposit	06/10/2019	1/2 Other 1	1010 · Pacific Premier C...	0.00	-14,364.17
Deposit	06/10/2019	1/2 Other 2	1010 · Pacific Premier C...	131.17	-14,233.00
Deposit	06/10/2019	TCF FY 19 MAY ME - WASTE	1010 · Pacific Premier C...	-2,030.38	-16,263.38
Deposit	06/11/2019	Sani Rec	1010 · Pacific Premier C...	-400.10	-16,663.48
Deposit	06/11/2019	Rate Assistance	1010 · Pacific Premier C...	11.87	-16,651.61
Deposit	06/11/2019	1/2 Other 1	1010 · Pacific Premier C...	0.00	-16,651.61
Deposit	06/11/2019	1/2 Other 2	1010 · Pacific Premier C...	2.50	-16,649.11
Deposit	06/12/2019	Sani Rec	1010 · Pacific Premier C...	-448.10	-17,097.21
Deposit	06/12/2019	Rate Assistance	1010 · Pacific Premier C...	0.00	-17,097.21
Deposit	06/12/2019	1/2 Other 1	1010 · Pacific Premier C...	0.00	-17,097.21
Deposit	06/12/2019	1/2 Other 2	1010 · Pacific Premier C...	0.00	-17,097.21
Deposit	06/13/2019	F:0895 A:0760 - CURR SECURED TAX	1010 · Pacific Premier C...	-1,499.09	-18,596.30
Deposit	06/13/2019	Community Park Restrooms 4/27 - 5/29/19	1010 · Pacific Premier C...	-416.00	-19,012.30
Deposit	06/13/2019	Sani Rec	1010 · Pacific Premier C...	-316.25	-19,328.55
Deposit	06/13/2019	Rate Assistance	1010 · Pacific Premier C...	0.00	-19,328.55
Deposit	06/13/2019	1/2 Other 1	1010 · Pacific Premier C...	0.00	-19,328.55
Deposit	06/13/2019	1/2 Other 2	1010 · Pacific Premier C...	0.00	-19,328.55
Deposit	06/14/2019	Sani Rec	1010 · Pacific Premier C...	-330.20	-19,658.75
Deposit	06/14/2019	Rate Assistance	1010 · Pacific Premier C...	0.00	-19,658.75
Deposit	06/14/2019	1/2 Other 1	1010 · Pacific Premier C...	0.00	-19,658.75
Deposit	06/14/2019	1/2 Other 2	1010 · Pacific Premier C...	0.00	-19,658.75
Deposit	06/16/2019	Sani Rec	1010 · Pacific Premier C...	-61.75	-19,720.50
Deposit	06/16/2019	Rate Assistance	1010 · Pacific Premier C...	0.00	-19,720.50

Avila Beach Community Services District
Deposits by Fund
 June 2019

07/11/19

Type	Date	Memo	Split	Amount	Balance
Deposit	06/16/2019		1010 · Pacific Premier C...	0.00	-19,720.50
Deposit	06/16/2019	1/2 Other 1	1010 · Pacific Premier C...	0.00	-19,720.50
Deposit	06/16/2019	1/2 Other 2	1010 · Pacific Premier C...	0.00	-19,720.50
Deposit	06/17/2019	Sani Rec	1010 · Pacific Premier C...	-3,781.01	-23,501.51
Deposit	06/17/2019	Rate Assistance	1010 · Pacific Premier C...	47.50	-23,454.01
Deposit	06/17/2019	1/2 Other 1	1010 · Pacific Premier C...	0.00	-23,454.01
Deposit	06/17/2019	1/2 Other 2	1010 · Pacific Premier C...	0.00	-23,454.01
Deposit	06/18/2019	Sani Rec	1010 · Pacific Premier C...	48.30	-23,405.71
Deposit	06/18/2019	Rate Assistance	1010 · Pacific Premier C...	-11,319.31	-34,725.02
Deposit	06/18/2019	1/2 Other 1	1010 · Pacific Premier C...	0.00	-34,725.02
Deposit	06/18/2019	1/2 Other 2	1010 · Pacific Premier C...	0.00	-34,725.02
Deposit	06/18/2019	Booked 6/13/19 Community Park Restrooms 4/27 - 5/29/19	1010 · Pacific Premier C...	-194.29	-34,919.31
Deposit	06/19/2019	Sani Rec	1010 · Pacific Premier C...	416.00	-34,503.31
Deposit	06/19/2019	Rate Assistance	1010 · Pacific Premier C...	-604.44	-35,107.75
Deposit	06/19/2019	1/2 Other 1	1010 · Pacific Premier C...	11.87	-35,095.88
Deposit	06/19/2019	1/2 Other 2	1010 · Pacific Premier C...	0.00	-35,095.88
Deposit	06/20/2019	Sani Rec	1010 · Pacific Premier C...	0.00	-35,095.88
Deposit	06/20/2019	Rate Assistance	1010 · Pacific Premier C...	-434.85	-35,530.73
Deposit	06/20/2019	1/2 Other 1	1010 · Pacific Premier C...	11.87	-35,518.86
Deposit	06/20/2019	1/2 Other 2	1010 · Pacific Premier C...	0.00	-35,518.86
Deposit	06/23/2019	Sani Rec	1010 · Pacific Premier C...	0.00	-35,518.86
Deposit	06/23/2019	Rate Assistance	1010 · Pacific Premier C...	-408.75	-35,927.61
Deposit	06/23/2019	1/2 Other 1	1010 · Pacific Premier C...	0.00	-35,927.61
Deposit	06/23/2019	1/2 Other 2	1010 · Pacific Premier C...	0.00	-35,927.61
Deposit	06/24/2019	Sani Rec	1010 · Pacific Premier C...	0.00	-35,927.61
Deposit	06/24/2019	Rate Assistance	1010 · Pacific Premier C...	-3,287.57	-39,215.18
Deposit	06/24/2019	1/2 Other 1	1010 · Pacific Premier C...	0.00	-39,215.18
Deposit	06/24/2019	1/2 Other 2	1010 · Pacific Premier C...	0.00	-39,215.18
Deposit	06/24/2019	F:0895 A:0760 - CURR SECURED TAX	1010 · Pacific Premier C...	-1,084.87	-40,300.05
Deposit	06/24/2019	Sani Rec	1010 · Pacific Premier C...	-200.74	-40,500.79
Deposit	06/24/2019	Rate Assistance	1010 · Pacific Premier C...	-592.80	-41,093.59
Deposit	06/24/2019	1/2 Other 1	1010 · Pacific Premier C...	49.87	-41,043.72
Deposit	06/24/2019	1/2 Other 2	1010 · Pacific Premier C...	0.00	-41,043.72
Deposit	06/27/2019	Sani Rec	1010 · Pacific Premier C...	-59.37	-41,103.09
Deposit	06/27/2019	Rate Assistance	1010 · Pacific Premier C...	-195.75	-41,298.84
Deposit	06/27/2019	1/2 Other 1	1010 · Pacific Premier C...	0.00	-41,298.84
Deposit	06/27/2019	1/2 Other 2	1010 · Pacific Premier C...	0.00	-41,298.84
Deposit	06/27/2019	Sani Rec	1010 · Pacific Premier C...	0.00	-41,298.84
Deposit	06/27/2019	Rate Assistance	1010 · Pacific Premier C...	-211.51	-41,510.35
Deposit	06/27/2019	1/2 Other 1	1010 · Pacific Premier C...	0.00	-41,510.35
Deposit	06/27/2019	1/2 Other 2	1010 · Pacific Premier C...	0.00	-41,510.35
Deposit	06/28/2019	Sani Rec	1010 · Pacific Premier C...	0.00	-41,510.35
Deposit	06/28/2019	Rate Assistance	1010 · Pacific Premier C...	-361.00	-41,871.35

Avila Beach Community Services District
 Deposits by Fund
 June 2019

07/11/19

Type	Date	Memo	Split	Amount	Balance
Deposit	06/28/2019	Rate Assistance	1010 · Pacific Premier C...	0.00	-41,871.35
Deposit	06/28/2019	1/2 Other 1	1010 · Pacific Premier C...	0.00	-41,871.35
Deposit	06/28/2019	1/2 Other 2	1010 · Pacific Premier C...	0.00	-41,871.35
Deposit	06/29/2019	Sani Rec	1010 · Pacific Premier C...	-914.15	-42,785.50
Deposit	06/29/2019	Rate Assistance	1010 · Pacific Premier C...	11.87	-42,773.63
Deposit	06/29/2019	1/2 Other 1	1010 · Pacific Premier C...	0.00	-42,773.63
Deposit	06/29/2019	1/2 Other 2	1010 · Pacific Premier C...	0.00	-42,773.63
Deposit	06/30/2019	Sani Rec	1010 · Pacific Premier C...	-160.55	-42,934.18
Deposit	06/30/2019	Rate Assistance	1010 · Pacific Premier C...	0.00	-42,934.18
Deposit	06/30/2019	1/2 Other 1	1010 · Pacific Premier C...	0.00	-42,934.18
Deposit	06/30/2019	1/2 Other 2	1010 · Pacific Premier C...	0.00	-42,934.18
Total Sanitary				-42,934.18	-42,934.18
Water					
Deposit	06/01/2019	Water Rec	1010 · Pacific Premier C...	-171.00	-171.00
Deposit	06/01/2019	Rate Assistance	1010 · Pacific Premier C...	0.00	-171.00
Deposit	06/01/2019	1/2 Other 1	1010 · Pacific Premier C...	0.00	-171.00
Deposit	06/01/2019	1/2 Other 2	1010 · Pacific Premier C...	0.00	-171.00
Deposit	06/02/2019	Water Rec	1010 · Pacific Premier C...	-1,014.60	-1,185.60
Deposit	06/02/2019	Rate Assistance	1010 · Pacific Premier C...	0.00	-1,185.60
Deposit	06/02/2019	1/2 Other 1	1010 · Pacific Premier C...	0.00	-1,185.60
Deposit	06/02/2019	1/2 Other 2	1010 · Pacific Premier C...	-48.75	-1,234.35
Deposit	06/03/2019	Water Rec	1010 · Pacific Premier C...	-889.20	-2,123.55
Deposit	06/03/2019	Rate Assistance	1010 · Pacific Premier C...	23.75	-2,099.80
Deposit	06/03/2019	1/2 Other 1	1010 · Pacific Premier C...	0.00	-2,099.80
Deposit	06/03/2019	1/2 Other 2	1010 · Pacific Premier C...	0.00	-2,099.80
Deposit	06/04/2019	Water Rec	1010 · Pacific Premier C...	-56.25	-2,156.05
Deposit	06/04/2019	Rate Assistance	1010 · Pacific Premier C...	0.00	-2,156.05
Deposit	06/04/2019	1/2 Other 1	1010 · Pacific Premier C...	0.00	-2,156.05
Deposit	06/04/2019	1/2 Other 2	1010 · Pacific Premier C...	0.00	-2,156.05
Deposit	06/05/2019	Water Rec	1010 · Pacific Premier C...	-272.68	-2,428.73
Deposit	06/05/2019	Rate Assistance	1010 · Pacific Premier C...	0.00	-2,428.73
Deposit	06/05/2019	1/2 Other 1	1010 · Pacific Premier C...	0.00	-2,428.73
Deposit	06/05/2019	1/2 Other 2	1010 · Pacific Premier C...	0.00	-2,428.73
Deposit	06/06/2019	Water Rec	1010 · Pacific Premier C...	-390.00	-2,818.73
Deposit	06/06/2019	Rate Assistance	1010 · Pacific Premier C...	11.88	-2,806.85
Deposit	06/06/2019	1/2 Other 1	1010 · Pacific Premier C...	0.00	-2,806.85
Deposit	06/06/2019	1/2 Other 2	1010 · Pacific Premier C...	0.00	-2,806.85
Deposit	06/06/2019	Water Rec	1010 · Pacific Premier C...	-1,481.52	-4,288.37
Deposit	06/06/2019	Rate Assistance	1010 · Pacific Premier C...	71.25	-4,217.12

Avila Beach Community Services District
Deposits by Fund
 June 2019

07/11/19

Type	Date	Memo	Split	Amount	Balance
Deposit	06/06/2019		1010 · Pacific Premier C...	0.00	-4,217.12
Deposit	06/06/2019	1/2 Other 1	1010 · Pacific Premier C...	32.15	-4,184.97
Deposit	06/07/2019	1/2 Other 2	1010 · Pacific Premier C...	-114.00	-4,298.97
Deposit	06/07/2019	Water Rec	1010 · Pacific Premier C...	0.00	-4,298.97
Deposit	06/07/2019	Rate Assistance	1010 · Pacific Premier C...	0.00	-4,298.97
Deposit	06/07/2019	1/2 Other 1	1010 · Pacific Premier C...	0.00	-4,298.97
Deposit	06/07/2019	1/2 Other 2	1010 · Pacific Premier C...	0.00	-4,298.97
Deposit	06/08/2019	Water Rec	1010 · Pacific Premier C...	-57.00	-4,355.97
Deposit	06/08/2019	Rate Assistance	1010 · Pacific Premier C...	0.00	-4,355.97
Deposit	06/08/2019	1/2 Other 1	1010 · Pacific Premier C...	0.00	-4,355.97
Deposit	06/08/2019	1/2 Other 2	1010 · Pacific Premier C...	0.00	-4,355.97
Deposit	06/09/2019	Water Rec	1010 · Pacific Premier C...	0.00	-4,355.97
Deposit	06/09/2019	Rate Assistance	1010 · Pacific Premier C...	-399.00	-4,754.97
Deposit	06/09/2019	1/2 Other 1	1010 · Pacific Premier C...	0.00	-4,754.97
Deposit	06/09/2019	1/2 Other 2	1010 · Pacific Premier C...	0.00	-4,754.97
Deposit	06/10/2019	Water Rec	1010 · Pacific Premier C...	0.00	-4,754.97
Deposit	06/10/2019	Rate Assistance	1010 · Pacific Premier C...	-5,293.30	-10,048.27
Deposit	06/10/2019	1/2 Other 1	1010 · Pacific Premier C...	59.38	-9,988.89
Deposit	06/10/2019	1/2 Other 2	1010 · Pacific Premier C...	0.00	-9,988.89
Deposit	06/10/2019	TCF FY 19 MAY ME - IMPR # 1 - Gen . 70, Water .25, Lights .05	1010 · Pacific Premier C...	131.18	-9,857.71
Deposit	06/11/2019	Water Rec	1010 · Pacific Premier C...	-506.76	-10,364.47
Deposit	06/11/2019	Rate Assistance	1010 · Pacific Premier C...	-364.80	-10,729.27
Deposit	06/11/2019	1/2 Other 1	1010 · Pacific Premier C...	11.88	-10,717.39
Deposit	06/11/2019	1/2 Other 2	1010 · Pacific Premier C...	0.00	-10,717.39
Deposit	06/12/2019	Water Rec	1010 · Pacific Premier C...	2.50	-10,714.89
Deposit	06/12/2019	Rate Assistance	1010 · Pacific Premier C...	-410.40	-11,125.29
Deposit	06/12/2019	1/2 Other 1	1010 · Pacific Premier C...	0.00	-11,125.29
Deposit	06/12/2019	1/2 Other 2	1010 · Pacific Premier C...	0.00	-11,125.29
Deposit	06/13/2019	F:0895 A:0760 - AVILA BEACH IMP # 1 - Gen . 70, Water .25, Lights .05	1010 · Pacific Premier C...	0.00	-11,125.29
Deposit	06/13/2019	Community Park Restrooms 4/27 - 5/29/19	1010 · Pacific Premier C...	-374.28	-11,499.57
Deposit	06/13/2019	Front St Irrigation 4/27 - 5/29/19	1010 · Pacific Premier C...	-285.00	-11,784.57
Deposit	06/13/2019	San Juan Irrigation 4/27 - 5/29/19	1010 · Pacific Premier C...	-1,026.00	-12,810.57
Deposit	06/13/2019	Water Rec	1010 · Pacific Premier C...	-2,097.60	-14,908.17
Deposit	06/13/2019	Rate Assistance	1010 · Pacific Premier C...	-152.25	-15,060.42
Deposit	06/13/2019	1/2 Other 1	1010 · Pacific Premier C...	0.00	-15,060.42
Deposit	06/13/2019	1/2 Other 2	1010 · Pacific Premier C...	0.00	-15,060.42
Deposit	06/14/2019	Water Rec	1010 · Pacific Premier C...	0.00	-15,060.42
Deposit	06/14/2019	Rate Assistance	1010 · Pacific Premier C...	-403.75	-15,464.17
Deposit	06/14/2019	1/2 Other 1	1010 · Pacific Premier C...	0.00	-15,464.17
Deposit	06/14/2019	1/2 Other 2	1010 · Pacific Premier C...	0.00	-15,464.17
Deposit	06/16/2019	Water Rec	1010 · Pacific Premier C...	0.00	-15,464.17
Deposit	06/16/2019	Rate Assistance	1010 · Pacific Premier C...	-57.00	-15,521.17
Deposit	06/16/2019		1010 · Pacific Premier C...	0.00	-15,521.17

Avila Beach Community Services District
Deposits by Fund
 June 2019

07/11/19

Type	Date	Memo	Split	Amount	Balance
Deposit	06/16/2019		1010 · Pacific Premier C...	0.00	-15,521.17
Deposit	06/16/2019		1010 · Pacific Premier C...	0.00	-15,521.17
Deposit	06/17/2019	Water Rec	1010 · Pacific Premier C...	-4,578.55	-20,099.72
Deposit	06/17/2019	Rate Assistance	1010 · Pacific Premier C...	47.50	-20,052.22
Deposit	06/17/2019	1/2 Other 1	1010 · Pacific Premier C...	0.00	-20,052.22
Deposit	06/17/2019	1/2 Other 2	1010 · Pacific Premier C...	48.30	-20,003.92
Deposit	06/18/2019	Water Rec	1010 · Pacific Premier C...	-13,443.95	-33,447.87
Deposit	06/18/2019	Rate Assistance	1010 · Pacific Premier C...	0.00	-33,447.87
Deposit	06/18/2019	1/2 Other 1	1010 · Pacific Premier C...	0.00	-33,447.87
Deposit	06/18/2019	1/2 Other 2	1010 · Pacific Premier C...	-194.29	-33,642.16
Deposit	06/18/2019	Booked 6/13/19 Community Park Restrooms 4/27 - 5/29/19	1010 · Pacific Premier C...	285.00	-33,357.16
Deposit	06/18/2019	Booked 6/13/19 Front St Irrigation 4/27 - 5/29/19	1010 · Pacific Premier C...	1,026.00	-32,331.16
Deposit	06/18/2019	Booked 6/13/19 San Juan Park Irrigation 4/27 - 5/29/19	1010 · Pacific Premier C...	2,097.60	-30,233.56
Deposit	06/19/2019	Water Rec	1010 · Pacific Premier C...	-485.45	-30,719.01
Deposit	06/19/2019	Rate Assistance	1010 · Pacific Premier C...	11.88	-30,707.13
Deposit	06/19/2019	1/2 Other 1	1010 · Pacific Premier C...	0.00	-30,707.13
Deposit	06/19/2019	1/2 Other 2	1010 · Pacific Premier C...	0.00	-30,707.13
Deposit	06/20/2019	Water Rec	1010 · Pacific Premier C...	-342.00	-31,049.13
Deposit	06/20/2019	Rate Assistance	1010 · Pacific Premier C...	11.88	-31,037.25
Deposit	06/20/2019	1/2 Other 1	1010 · Pacific Premier C...	0.00	-31,037.25
Deposit	06/20/2019	1/2 Other 2	1010 · Pacific Premier C...	0.00	-31,037.25
Deposit	06/23/2019	Water Rec	1010 · Pacific Premier C...	-130.50	-31,167.75
Deposit	06/23/2019	Rate Assistance	1010 · Pacific Premier C...	0.00	-31,167.75
Deposit	06/23/2019	1/2 Other 1	1010 · Pacific Premier C...	0.00	-31,167.75
Deposit	06/23/2019	1/2 Other 2	1010 · Pacific Premier C...	0.00	-31,167.75
Deposit	06/24/2019	Water Rec	1010 · Pacific Premier C...	-4,448.68	-35,616.43
Deposit	06/24/2019	Rate Assistance	1010 · Pacific Premier C...	0.00	-35,616.43
Deposit	06/24/2019	1/2 Other 1	1010 · Pacific Premier C...	0.00	-35,616.43
Deposit	06/24/2019	1/2 Other 2	1010 · Pacific Premier C...	-1,084.87	-36,701.30
Deposit	06/24/2019	F:0895 A:0760 - AVILA BEACH IMP # 1 - Gen . 70, Water .25, Lights .05	1010 · Pacific Premier C...	-50.12	-36,751.42
Deposit	06/24/2019	Water Rec	1010 · Pacific Premier C...	-547.20	-37,298.62
Deposit	06/24/2019	Rate Assistance	1010 · Pacific Premier C...	49.88	-37,248.74
Deposit	06/24/2019	1/2 Other 1	1010 · Pacific Premier C...	0.00	-37,248.74
Deposit	06/24/2019	1/2 Other 2	1010 · Pacific Premier C...	-59.38	-37,308.12
Deposit	06/27/2019	Water Rec	1010 · Pacific Premier C...	-171.00	-37,479.12
Deposit	06/27/2019	Rate Assistance	1010 · Pacific Premier C...	0.00	-37,479.12
Deposit	06/27/2019	1/2 Other 1	1010 · Pacific Premier C...	0.00	-37,479.12
Deposit	06/27/2019	1/2 Other 2	1010 · Pacific Premier C...	0.00	-37,479.12
Deposit	06/27/2019	Water Rec	1010 · Pacific Premier C...	-159.60	-37,638.72
Deposit	06/27/2019	Rate Assistance	1010 · Pacific Premier C...	0.00	-37,638.72
Deposit	06/27/2019	1/2 Other 1	1010 · Pacific Premier C...	0.00	-37,638.72

Avila Beach Community Services District
Deposits by Fund
 June 2019

07/11/19

Type	Date	Memo	Split	Amount	Balance
Deposit	06/27/2019	1/2 Other 2	1010 · Pacific Premier C...	0.00	-37,638.72
Deposit	06/28/2019	Water Rec	1010 · Pacific Premier C...	-19.00	-37,657.72
Deposit	06/28/2019	Rate Assistance	1010 · Pacific Premier C...	0.00	-37,657.72
Deposit	06/28/2019	1/2 Other 1	1010 · Pacific Premier C...	0.00	-37,657.72
Deposit	06/28/2019	1/2 Other 2	1010 · Pacific Premier C...	0.00	-37,657.72
Deposit	06/29/2019	Water Rec	1010 · Pacific Premier C...	-820.80	-38,478.52
Deposit	06/29/2019	Rate Assistance	1010 · Pacific Premier C...	11.88	-38,466.64
Deposit	06/29/2019	1/2 Other 1	1010 · Pacific Premier C...	0.00	-38,466.64
Deposit	06/29/2019	1/2 Other 2	1010 · Pacific Premier C...	0.00	-38,466.64
Deposit	06/30/2019	Water Rec	1010 · Pacific Premier C...	-148.20	-38,614.84
Deposit	06/30/2019	Rate Assistance	1010 · Pacific Premier C...	0.00	-38,614.84
Deposit	06/30/2019	1/2 Other 1	1010 · Pacific Premier C...	0.00	-38,614.84
Deposit	06/30/2019	1/2 Other 2	1010 · Pacific Premier C...	0.00	-38,614.84
Total Water				-38,614.84	
TOTAL				-85,383.00	-85,383.00

Avila Beach Community Services District
Checks by Fund w/Accounts

June 2019

07/11/19

Type	Date	Num	Name	Memo	Account	Amount	Balance
General / Admin							
Check	06/03/2019		Bankcard MTOT Disc		5100 · Merchant Credit Card...	437.88	437.88
Check	06/05/2019	EFT	Adobe.com		6140 · Office Supplies & Po...	14.99	452.87
Check	06/05/2019		Paymenttech		5100 · Merchant Credit Card...	11.82	464.69
Check	06/06/2019		U.S. Postal Service		6142 · Postage & Shipping	12.50	477.19
Check	06/06/2019		Walmart	Board packets	6140 · Office Supplies & Po...	9.18	486.37
Check	06/10/2019	EFT	Cal Tec Computers	tablet cord	6524 · Equip. Rep. & Maint. A...	40.00	526.37
Check	06/10/2019		Paymenttech	computer repairs	5100 · Merchant Credit Card...	14.89	541.26
Check	06/11/2019	2358	Hagemann & Associates	Contract Labor GM	6506 · Contract Labor GM	2,170.00	2,711.26
Check	06/11/2019	2360	Staples	Office Supplies Weed Abatement Supplies ...	6143 · Supplies, Office	231.58	2,942.84
Check	06/11/2019	2361	Nikki Engle Bookkeeping	Inv. 2135 6/4/19	6102 · Accounting	220.00	3,162.84
Check	06/12/2019		Paymenttech		5100 · Merchant Credit Card...	13.79	3,176.63
Check	06/13/2019	EFT	Public Employees Retirement Sy...	Kristi 5/1 - 5/15/19	2250 · PERS Liability	213.48	3,390.11
Check	06/13/2019	EFT	Public Employees Retirement Sy...	Kristi 5/1 - 5/15/19	5256 · PERS Co Pd Kristi	11.11	3,401.22
Check	06/13/2019	EFT	Public Employees Retirement Sy...	Kristi 5/16 - 5/31/19	2250 · PERS Liability	189.20	3,590.42
Check	06/13/2019	EFT	Public Employees Retirement Sy...	Kristi 5/16 - 5/31/19	5256 · PERS Co Pd Kristi	31.01	3,621.43
Check	06/13/2019	EFT	Public Employees Retirement Sy...	Kristi 6/1 - 6/15/19	2250 · PERS Liability	165.76	3,787.19
Check	06/13/2019	EFT	Public Employees Retirement Sy...	Kristi 6/1 - 6/15/19	5256 · PERS Co Pd Kristi	19.37	3,806.56
Check	06/14/2019		Paymenttech		5100 · Merchant Credit Card...	12.59	3,819.15
Check	06/15/2019	EFT	Charter	Acct # . 8245100980033571	6585 · Telephone / Internet	204.95	4,024.10
Check	06/18/2019	2362	Coastline Cleaning Co.	Office Maintenance Inv. 1971 6/11/19	6542 · Maintenance	165.00	4,189.10
Check	06/18/2019	2363	Shipsey & Seitz	Regular Meetings	6135 · Legal	435.00	4,624.10
Check	06/18/2019	2363	Shipsey & Seitz	Cal Pers Research, Contract Draft, District ...	6135 · Legal	1,664.00	6,288.10
Check	06/18/2019	2367	Nikki Engle Bookkeeping	Inv. 2143 6/13/19	6102 · Accounting	220.00	6,508.10
Check	06/19/2019		Paymenttech	merchant cc fees	5100 · Merchant Credit Card...	11.17	6,519.27
Check	06/24/2019	EFT	PG&E WWP	Office	6590 · Utilities	115.18	6,634.45
Check	06/24/2019	EFT	Paymenttech	merchant cc fees	5100 · Merchant Credit Card...	13.79	6,648.24
Check	06/25/2019	2370	Hagemann & Associates	GM	6506 · Contract Labor GM	0.00	6,648.24
Check	06/25/2019	2371	Telegram Tribune	Budget Notice FY 2019-20	6145 · Public Notices	104.06	6,752.30
Check	06/27/2019	2372	SLOACTTA	LAFCO 2019-20	6130 · LAFCo Fees	7,037.18	13,789.48
Check	06/28/2019	2374	Nikki Engle Bookkeeping	Inv. 2145 6/17/19	6102 · Accounting	302.50	14,091.98
Check	06/28/2019	2376	ASAP Reprographics	Board Packet with Budget June	6140 · Office Supplies & Po...	178.00	14,269.98
Check	06/28/2019		Autzone	batteries '42 Dodge	6143 · Supplies, Office	250.33	14,520.31
Check	06/28/2019		Amazon	wireless adapter	6143 · Supplies, Office	37.15	14,557.46
Check	06/30/2019	EFT	Digital Deployment	monthly ABCSD Streamline	6170 · Website	200.00	14,757.46
Total General / Admin						14,757.46	14,757.46
Lights							
Check	06/03/2019	EFT	PG&E	Colony Lights acct # 5992155362-0	6590 · Utilities	97.45	97.45
Check	06/03/2019	EFT	PG&E	Town Lights acct # 0690976984-3	6590 · Utilities	479.11	576.56
Check	06/24/2019	EFT	PG&E	Front St. Lights acct# 5796765606-7	6590 · Utilities	292.69	869.25
Total Lights						869.25	869.25
Sanitary							

Avila Beach Community Services District
Checks by Fund w/Accounts

June 2019


Type	Date	Num	Name	Memo	Account	Amount	Balance
Check	06/03/2019	2354	Fluid Resource Management, Inc.	May Ops. Sanitary Inv. F18334	6505 · Contract Labor O & M	14,267.81	14,267.81
Check	06/03/2019	2354	Fluid Resource Management, Inc.	A17814 Pump & Chlorine Tabs	6522 · Equip. Rep. & Maint...	3,588.27	17,856.08
Check	06/03/2019	2354	Fluid Resource Management, Inc.	W17666 Secondary SED Skimmer	8244 · Secondary Sed	10,389.62	28,245.70
Check	06/03/2019	2354	Fluid Resource Management, Inc.	W17883 San Miguel St. Sewer Project	8246 · WW Sewer Line Rpl...	1,217.50	29,463.20
Check	06/03/2019	2354	Fluid Resource Management, Inc.	W17920 Replace Valves at WWTP	8248 · WW-11 Primry Clarifi...	10,670.16	40,133.36
Check	06/03/2019	2354	Fluid Resource Management, Inc.	W17929 Primary Clarifier Drain and Repair	8248 · WW-11 Primry Clarifi...	10,376.12	50,509.48
Check	06/03/2019	2354	Fluid Resource Management, Inc.	W17932 Primary Clarifier Drain and Repair	8248 · WW-11 Primry Clarifi...	12,115.39	62,624.87
Check	06/03/2019	2354	Fluid Resource Management, Inc.	W17951 Priamery Clarifier Drain and Repair	8248 · WW-11 Primry Clarifi...	2,829.50	65,454.37
Check	06/03/2019	2354	Fluid Resource Management, Inc.	W18024 Influent Pump Repairs	6522 · Equip. Rep. & Maint...	7,183.58	72,637.95
Check	06/03/2019	2354	Fluid Resource Management, Inc.	W18099 Sunday Call Out Pump Two Plugg...	6522 · Equip. Rep. & Maint...	1,046.68	73,684.63
Check	06/03/2019	2354	Fluid Resource Management, Inc.	W18124 Primary Sludge Pump Disconnect	6522 · Equip. Rep. & Maint...	1,012.50	74,697.13
Check	06/03/2019	2354	Fluid Resource Management, Inc.	W18125 Skimmer #1 Lid Install	8244 · Secondary Sed	3,696.76	78,393.89
Check	06/03/2019	2354	Fluid Resource Management, Inc.	W18130 Influent LS Lid Repair	6522 · Equip. Rep. & Maint...	618.29	79,012.18
Check	06/03/2019	2354	Fluid Resource Management, Inc.	W18132 Recirculation Pump Redesign	6522 · Equip. Rep. & Maint...	583.00	79,595.18
Check	06/03/2019	2354	Fluid Resource Management, Inc.	W18133 Contactor Replacement	8244 · Secondary Sed	3,428.75	83,023.93
Check	06/03/2019	2354	Fluid Resource Management, Inc.	W18139 Overflow Pipe for FFR	6522 · Equip. Rep. & Maint...	1,475.15	84,499.08
Check	06/03/2019	2354	Fluid Resource Management, Inc.	W18178 Primary Sludge Pump Tripped 5/1...	6522 · Equip. Rep. & Maint...	392.50	84,891.58
Check	06/03/2019	2354	Fluid Resource Management, Inc.	W18209 Primary Sludge Pump Tripped Cal...	6522 · Equip. Rep. & Maint...	314.00	85,205.58
Check	06/05/2019	2355	South County Sanitary Service	2 Yd Dumpster	6590 · Utilities	119.73	85,325.31
Check	06/05/2019	2355	Miners Ace Hardware	WWTP Supplies - Screens	6550 · Operating Supplies	165.61	85,490.92
Check	06/05/2019	2356	Brenntag Pacific, Inc.	Inv. # 3024867 5/23/19	6503 · Chemicals	1,170.70	86,661.62
Check	06/05/2019	2356	Brenntag Pacific, Inc.	Inv. #3024865 5/16/19	6503 · Chemicals	1,169.70	87,831.32
Check	06/05/2019	2357	Abalone Coast Analytical, Inc.	Statement 4623 6/3/19	6540 · Lab Tests	3,146.50	90,977.82
Check	06/11/2019	2358	Hagemann & Associates	Contract Labor Civil Engineering - Sewer S...	6507 · Contract Labor Civil ...	2,430.00	93,407.82
Check	06/17/2019	EFT	Speed's, Inc.	Solids Handling Ticket 56523 5/14/19 & Tic...	6580 · Solids Handling	2,540.00	95,947.82
Check	06/17/2019	EFT	AT&T	acct # 287272916182	6585 · Telephone / Internet	23.55	95,971.37
Check	06/17/2019	EFT	AT&T	acct # x 0885 Internet	6585 · Telephone / Internet	45.00	96,016.37
Check	06/18/2019	2365	Wallace Group, Inc.	Fog Program Inv. #48469 6/17/19	6525 · Fat Oil & Grease (FO...	325.71	96,342.08
Check	06/18/2019	2366	San Luis Powerhouse, Inc.	Inv. 41332 Quarterly Testing of Generator	6530 · Generator Maintenan...	165.00	96,507.08
Check	06/18/2019	2368	Brenntag Pacific, Inc.	Inv. #3024868 5/30/19	6503 · Chemicals	1,369.99	97,877.07
Check	06/18/2019	2368	Brenntag Pacific, Inc.	Inv. # 3035649 6/6/19	6503 · Chemicals	1,222.08	99,099.15
Check	06/18/2019	2369	USA Bluebook	DPD Sampling Tests	6550 · Operating Supplies	219.39	99,318.54
Check	06/24/2019	EFT	PG&E	Lift Station acct# 6338432238-2	6590 · Utilities	79.55	99,398.09
Check	06/24/2019	EFT	PG&E WW/P	WW/P	6590 · Utilities	2,243.59	101,641.68
Check	06/25/2019	2370	Hagemann & Associates	Civil Eng. Sanitary System	6507 · Contract Labor Civil ...	0.00	101,641.68
Check	06/25/2019	2370	Hagemann & Associates	Mileage Santa Maria CFCC Funding Works...	6165 · Travel	0.00	101,641.68
Check	06/27/2019	2373	Brenntag Pacific, Inc.	Inv. #3035652 6/13/19	6503 · Chemicals	1,308.57	102,950.25
Check	06/28/2019	EFT	AT&T	acct # 805 595-9416 904 5	6585 · Telephone / Internet	234.86	103,185.11
Check	06/28/2019	2375	Speed's, Inc.	Solids Handling Ticket 60893	6580 · Solids Handling	1,295.00	104,480.11
Check	06/30/2019	ADJ	BALANCE ADJUSTMENT	\$ 589.00 Checks 6/25/19 EID didn't hit ban...	1280 · Water & Sewer Billings	294.50	104,774.61
Check	06/30/2019	ADJ	BALANCE ADJUSTMENT	\$ 304.18 CC BALANCE ADJ CCS	1280 · Water & Sewer Billings	152.09	104,926.70
Total Sanitary							104,926.70
Water							
Check	06/03/2019	2354	Fluid Resource Management, Inc.	May Ops. Water Inv. F18334	6505 · Contract Labor O & M	4,753.43	4,753.43

Avila Beach Community Services District
Checks by Fund w/Accounts

June 2019

07/11/19

Type	Date	Num	Name	Memo	Account	Amount	Balance	
Check	06/03/2019	2354	Fluid Resource Management, Inc.	A18169 Chemicals	6503 · Chemicals	10.64	4,764.07	
Check	06/03/2019	2354	Fluid Resource Management, Inc.	A17813 Chemicals	6503 · Chemicals	63.84	4,827.91	
Check	06/03/2019	2354	Fluid Resource Management, Inc.	W18025 Fire Tank Ladder Guard	6524 · Equip. Rep. & Maint. A...	1,693.69	6,521.60	
Check	06/11/2019	2358	Hagemann & Associates	Contract Labor Civil Engineering - Water S...	6500 · Operating Expenses	900.00	7,421.60	
Check	06/18/2019	2364	Dept of Environment Health Servi...	Cross Connection Program AR00086 6/6/19	6555 · Permits & Fees	107.40	7,529.00	
Check	06/24/2019	EFT	PG&E WWTP	Water Tank Mixer	6590 · Utilities	178.45	7,707.45	
Check	06/25/2019	2370	Hagemann & Associates	Civil Eng. Water System	6507 · Contract Labor Civil ...	0.00	7,707.45	
Check	06/25/2019	2370	Hagemann & Associates	Mileage Zone 3 TAC Mtg.	6165 · Travel	0.00	7,707.45	
Check	06/30/2019	ADJ	BALANCE ADJUSTMENT	\$ 589.00 Checks 6/25/19 EID didn't hit ban...	1280 · Water & Sewer Billings	294.50	8,001.95	
Check	06/30/2019	ADJ	BALANCE ADJUSTMENT	\$ 304.18 CC BALANCE ADJ CCs	1280 · Water & Sewer Billings	152.09	8,154.04	
Total Water							8,154.04	
TOTAL							128,707.45	128,707.45



FLUID RESOURCE MANAGEMENT

www.frm-ops.com CA Lic #937346
 OPERATIONS . MAINTENANCE . MECHANICAL
 2385 Precision Drive
 Arroyo Grande, CA 93420

Statement

Date
6/30/19

Phone # 805.597.7100 Fax # 805.597.7171

California Certified Small Business #1120142

To:
 Avila Beach Community Services District
 P.O. Box 309
 100 San Luis Street
 Avila Beach, CA 93424

Amount Due	Amount Enc.
\$19,624.99	

Date	Transaction	Amount	Balance
06/30/19	348F11001 Monthly OPS/Maint- INV #F18410. Orig. Amount \$19,021.24.	19,021.24	19,021.24
06/12/19	348F11001 Monthly OPS/Maint:348FW11001 Water:348AW17001 Add Services water- INV #A18355. Orig. Amount \$237.57.	237.57	19,258.81
05/17/19	W18248 Lift Station Overflow Callout- INV #W18248. Orig. Amount \$366.18.	366.18	19,624.99

CURRENT	1-30 DAYS PAST DUE	31-60 DAYS PAST DUE	61-90 DAYS PAST DUE	OVER 90 DAYS PAST DUE	Amount Due
19,258.81	366.18	0.00	0.00	0.00	\$19,624.99

	<u>Jul 19</u>
Ordinary Income/Expense	
Income	
4000 · Income Summary	
4010 · Operating Revenue	110,977.76
4012 · Solid Waste Franchise Fee	3,033.23
4030 · County Taxes	7,824.71
4600 · Interest Income	19,364.33
	<hr/>
Total 4000 · Income Summary	141,200.03
	<hr/>
Total Income	141,200.03
	<hr/>
Gross Profit	141,200.03
	<hr/>
Expense	
5100 · Merchant Credit Card Fees	454.36
5200 · Payroll Expenses	
5210 · Gross Wages	
5211 · Regular Pay	2,819.84
5012 · Holiday Pay	176.70
5014 · Sick Pay	88.35
5016 · Vacation Pay	530.10
	<hr/>
Total 5210 · Gross Wages	3,614.99
5230 · Payroll Taxes	61.12
5240 · Health & Medical Exp.	
5242 · Health Ins / Other	600.00
	<hr/>
Total 5240 · Health & Medical Exp.	600.00
5250 · PERS Company Pd Expense	
5254 · PERS Co Pd Kathy	9,223.00
5256 · PERS Co Pd Kristi	640.61
	<hr/>
Total 5250 · PERS Company Pd Expense	9,863.61
5260 · Work Comp Insurance	713.97
5280 · Payroll Administration & Misc.	104.12
	<hr/>
Total 5200 · Payroll Expenses	14,957.81
	<hr/>
6000 · Administrative Overheads	
6102 · Accounting	522.50
6103 · Accounting Audit	3,424.00
6120 · Dues & Subscriptions	150.00
6135 · Legal	4,132.60
6140 · Office Supplies & Postage	
6141 · Billing Software & Service	95.00
6142 · Postage & Shipping	9.75
6143 · Supplies, Office	388.93

Avila Beach Community Services District
Profit & Loss
July 2019

	<u>Jul 19</u>
6140 · Office Supplies & Postage - Other	374.44
Total 6140 · Office Supplies & Postage	868.12
6150 · Rate Assistance	836.00
6160 · Training	-605.00
6165 · Travel	49.50
6170 · Website	200.00
Total 6000 · Administrative Overheads	9,577.72
6500 · Operating Expenses	
6503 · Chemicals	7,317.18
6505 · Contract Labor O & M	21,296.24
6506 · Contract Labor GM	4,340.00
6507 · Contract Labor Civil Engineer	12,160.00
6520 · Equipment Repair & Maint.	
6522 · Equip. Rep. & Maint-Avila & HD	0.00
6524 · Equip. Rep. & Maint. Avila Only	159.00
Total 6520 · Equipment Repair & Maint.	159.00
6525 · Fat Oil & Grease (FOG)	833.17
6535 · Insurance P/L	1,323.04
6540 · Lab Tests	2,780.00
6542 · Maintenance	165.00
6545 · Miscellaneous	849.23
6550 · Operating Supplies	659.63
6555 · Permits & Fees	1,755.00
6580 · Solids Handling	2,640.00
6585 · Telephone / Internet	510.19
6590 · Utilities	3,907.66
Total 6500 · Operating Expenses	60,695.34
6600 · Cal Fire Contract Labor	215,894.00
6800 · Water	
6802 · Lopez	54,204.49
6805 · State Water	82,101.74
Total 6800 · Water	136,306.23
Total Expense	437,885.46
Net Ordinary Income	-296,685.43
Other Income/Expense	
Other Expense	
8200 · Non-Operating Expenses	
8230 · Capital Purchases in Prog Sani	
8245 · WWTP Improvement Project	

Avila Beach Community Services District
Profit & Loss
July 2019

	<u>Jul 19</u>
8245b · WWTP Phase I Design	5,125.47
Total 8245 · WWTP Improvement Project	5,125.47
8246 · WW Sewer Line Rplmt San Miguel	5,598.75
Total 8230 · Capital Purchases in Prog Sani	10,724.22
Total 8200 · Non-Operating Expenses	10,724.22
Total Other Expense	10,724.22
Net Other Income	-10,724.22
Net Income	<u><u>-307,409.65</u></u>

Avila Beach Community Services District
Balance Sheet
As of July 31, 2019

	<u>Jul 31, 19</u>
ASSETS	
Current Assets	
Checking/Savings	
1000 · Cash Summary	
1005 · Customer Cash	415.00
1008 · Petty Cash	86.28
1010 · Pacific Premier Checking	504,098.51
1050 · LAIF	3,049,734.76
Total 1000 · Cash Summary	<u>3,554,334.55</u>
Total Checking/Savings	3,554,334.55
Accounts Receivable	
1200 · *Accounts Receivable	42,760.94
Total Accounts Receivable	42,760.94
Other Current Assets	
1250 · Receivables	
1255 · Interest Receivable	5,144.80
1270 · Taxes Receivable	7,820.07
1280 · Water & Sewer Billings	157,625.97
Total 1250 · Receivables	<u>170,590.84</u>
1400 · Prepaid Summary	
1410 · Prepaid Insurance	15,807.55
Total 1400 · Prepaid Summary	<u>15,807.55</u>
Total Other Current Assets	<u>186,398.39</u>
Total Current Assets	<u>3,783,493.88</u>
Fixed Assets	
1600 · Fixed Assets & Acc. Depr.	
1605 · Office Equipment	
1606 · Copier Samsung 2012	8,233.58
1609 · Office Equipment Accum Depr	-8,233.59
Total 1605 · Office Equipment	<u>-0.01</u>
1610 · Fixed Asset -Office & Admin.	
1612 · Office Furniture cost	9,973.79
1614 · Office Furniture Accum Dep.	-9,973.79
Total 1610 · Fixed Asset -Office & Admin.	<u>0.00</u>
1620 · Fixed Assets - Sanitary	
1622 · Land	60,314.10
1626 · Collection Assets	
1627 · Collection Assets Cost	1,318,875.26
1628 · Collect Assets Accum Depr	-399,237.22
Total 1626 · Collection Assets	<u>919,638.04</u>
1630 · Disposal Equipment	

Avila Beach Community Services District
Balance Sheet
As of July 31, 2019

	<u>Jul 31, 19</u>
1631 · Disposal Equip Cost	523,122.64
1632 · Disposal Equip Accum Depr	<u>-264,042.83</u>
Total 1630 · Disposal Equipment	259,079.81
1635 · Treatment Plant	
1636 · Treatment Plant Original	105,000.00
1637 · Treatment Plant Addition	2,049,098.30
1638 · Treatment Plant Accum Dep	<u>-1,043,684.59</u>
Total 1635 · Treatment Plant	1,110,413.71
1642 · Treatment Equipment	
1643 · Treatment Equip Cost	1,000,455.00
1644 · Treatment Equip Accum Depr	<u>-524,698.87</u>
1642 · Treatment Equipment - Other	205,485.61
Total 1642 · Treatment Equipment	<u>681,241.74</u>
Total 1620 · Fixed Assets - Sanitary	3,030,687.40
1650 · Fixed Assets - Water	
1652 · Equipment	
1653 · Equipment Cost	21,136.28
1654 · Equipment Accum Depr	<u>-21,136.28</u>
Total 1652 · Equipment	0.00
1656 · Distribution Assets	
1657 · Distribution Assets Cost	1,140,860.50
1658 · Dist Assets Accum Depr	<u>-590,709.56</u>
Total 1656 · Distribution Assets	<u>550,150.94</u>
Total 1650 · Fixed Assets - Water	550,150.94
1680 · Structures - Fixed Asset	
1681 · Structures GFAAG - Sani & FA	29,810.00
1682 · Gen / Fire Accum Dep	<u>-29,810.00</u>
Total 1680 · Structures - Fixed Asset	0.00
1690 · Construction in Progress	<u>123,333.82</u>
Total 1600 · Fixed Assets & Acc. Depr.	<u>3,704,172.15</u>
Total Fixed Assets	3,704,172.15
Other Assets	
1800 · Deferred Outflows of Resources	<u>31,212.00</u>
Total Other Assets	<u>31,212.00</u>
TOTAL ASSETS	<u><u>7,518,878.03</u></u>
LIABILITIES & EQUITY	
Liabilities	
Current Liabilities	
Accounts Payable	

Avila Beach Community Services District
Balance Sheet
As of July 31, 2019

	<u>Jul 31, 19</u>
2100 · Accounts Payable	54,714.97
Total Accounts Payable	<u>54,714.97</u>
Other Current Liabilities	
2200 · Payroll Liabilities	
2260 · Vacation Payable	557.75
2250 · PERS Liability	190.50
Total 2200 · Payroll Liabilities	<u>748.25</u>
2300 · Deposits Held	
2303 · Water Deposits Held	5,780.00
2305 · Connection Fees Held	0.01
Total 2300 · Deposits Held	<u>5,780.01</u>
Total Other Current Liabilities	<u>6,528.26</u>
Total Current Liabilities	61,243.23
Long Term Liabilities	
2400 · Net Pension Liability	136,401.00
2500 · Deferred Inflows of Resources	3,598.00
Total Long Term Liabilities	<u>139,999.00</u>
Total Liabilities	201,242.23
Equity	
3900 · Retained Earnings	7,625,045.45
Net Income	-307,409.65
Total Equity	<u>7,317,635.80</u>
TOTAL LIABILITIES & EQUITY	<u><u>7,518,878.03</u></u>

Avila Beach Community Services District
Deposits by Fund
 July 2019

08/06/19

Type	Date	Memo	Split	Amount	Balance
General / Admin					
Deposit	07/02/2019	\$ 100 Daniel M. \$ 118.75 James H. \$ 100 Augie \$ 113.20 Eamon \$ 200 Destry	1010 · Pacific Premier Che...	-721.95	-721.95
Deposit	07/11/2019	TCF FY 19 June - IMPR # 1 - Gen . 70, Water .25, Lights .05	1010 · Pacific Premier Che...	-270.54	-992.49
Deposit	07/22/2019	TCF FY 19 Year End Balance - IMPR # 1 - Gen . 70, Water .25, Lights .05	1010 · Pacific Premier Che...	-2,405.31	-3,397.80
Deposit	07/23/2019	Reimbursement - Special District Leadership Foundation	1010 · Pacific Premier Che...	-625.00	-4,022.80
Total General / Admin				-4,022.80	-4,022.80
Lights					
Deposit	07/11/2019	TCF FY 19 June - IMPR # 1 - Gen . 70, Water .25, Lights .05	1010 · Pacific Premier Che...	-19.32	-19.32
Deposit	07/22/2019	TCF FY 19 Year End Balance - IMPR # 1 - Gen . 70, Water .25, Lights .05	1010 · Pacific Premier Che...	-171.81	-191.13
Total Lights				-191.13	-191.13
Sanitary					
Deposit	07/01/2019	Sani Rec	1010 · Pacific Premier Che...	-841.70	-841.70
Deposit	07/01/2019	Rate Assistance	1010 · Pacific Premier Che...	11.87	-829.83
Deposit	07/01/2019	1/2 Other 1	1010 · Pacific Premier Che...	0.00	-829.83
Deposit	07/01/2019	1/2 Other 2	1010 · Pacific Premier Che...	0.00	-829.83
Deposit	07/02/2019	Sani Rec	1010 · Pacific Premier Che...	-908.17	-1,738.00
Deposit	07/02/2019	Rate Assistance	1010 · Pacific Premier Che...	0.00	-1,738.00
Deposit	07/02/2019	1/2 Other 1	1010 · Pacific Premier Che...	0.00	-1,738.00
Deposit	07/02/2019	1/2 Other 2	1010 · Pacific Premier Che...	28.04	-1,709.96
Deposit	07/03/2019	Sani Rec	1010 · Pacific Premier Che...	-1,148.33	-2,858.29
Deposit	07/03/2019	Rate Assistance	1010 · Pacific Premier Che...	28.50	-2,829.79
Deposit	07/03/2019	1/2 Other 1	1010 · Pacific Premier Che...	0.00	-2,829.79
Deposit	07/03/2019	1/2 Other 2	1010 · Pacific Premier Che...	0.12	-2,829.67
Deposit	07/04/2019	Sani Rec	1010 · Pacific Premier Che...	-34.20	-2,863.87
Deposit	07/04/2019	Rate Assistance	1010 · Pacific Premier Che...	0.00	-2,863.87
Deposit	07/04/2019	1/2 Other 1	1010 · Pacific Premier Che...	0.00	-2,863.87
Deposit	07/04/2019	1/2 Other 2	1010 · Pacific Premier Che...	-190.00	-3,053.87
Deposit	07/05/2019	Sani Rec	1010 · Pacific Premier Che...	-368.65	-3,422.52
Deposit	07/05/2019	Rate Assistance	1010 · Pacific Premier Che...	0.00	-3,422.52
Deposit	07/05/2019	1/2 Other 1	1010 · Pacific Premier Che...	0.00	-3,422.52
Deposit	07/05/2019	1/2 Other 2	1010 · Pacific Premier Che...	-59.37	-3,481.89
Deposit	07/06/2019	Sani Rec	1010 · Pacific Premier Che...	-710.71	-4,192.60
Deposit	07/06/2019	Rate Assistance	1010 · Pacific Premier Che...	0.00	-4,192.60
Deposit	07/06/2019	1/2 Other 1	1010 · Pacific Premier Che...	0.00	-4,192.60
Deposit	07/06/2019	1/2 Other 2	1010 · Pacific Premier Che...	0.00	-4,192.60
Deposit	07/07/2019	Sani Rec	1010 · Pacific Premier Che...	-61.75	-4,254.35
Deposit	07/07/2019	Rate Assistance	1010 · Pacific Premier Che...	0.00	-4,254.35
Deposit	07/07/2019	1/2 Other 1	1010 · Pacific Premier Che...	0.00	-4,254.35
Deposit	07/07/2019	1/2 Other 2	1010 · Pacific Premier Che...	0.00	-4,254.35
Deposit	07/08/2019	Sani Rec	1010 · Pacific Premier Che...	-1,286.86	-5,541.21
Deposit	07/08/2019	Rate Assistance	1010 · Pacific Premier Che...	71.25	-5,469.96
Deposit	07/08/2019	1/2 Other 1	1010 · Pacific Premier Che...	0.00	-5,469.96

Avila Beach Community Services District
Deposits by Fund
 July 2019

08/06/19

Type	Date	Memo	Split	Amount	Balance
Deposit	07/08/2019	1/2 Other 2	1010 · Pacific Premier Che...	0.00	-5,469.96
Deposit	07/09/2019	Sani Rec	1010 · Pacific Premier Che...	-1,086.80	-6,556.76
Deposit	07/09/2019	Rate Assistance	1010 · Pacific Premier Che...	23.75	-6,533.01
Deposit	07/09/2019	1/2 Other 1	1010 · Pacific Premier Che...	0.00	-6,533.01
Deposit	07/09/2019	1/2 Other 2	1010 · Pacific Premier Che...	47.50	-6,485.51
Deposit	07/10/2019	Sani Rec	1010 · Pacific Premier Che...	-1,013.05	-7,498.56
Deposit	07/10/2019	Rate Assistance	1010 · Pacific Premier Che...	0.00	-7,498.56
Deposit	07/10/2019	1/2 Other 1	1010 · Pacific Premier Che...	0.00	-7,498.56
Deposit	07/10/2019	1/2 Other 2	1010 · Pacific Premier Che...	0.00	-7,498.56
Deposit	07/11/2019	TCF FY 19 June - WASTE	1010 · Pacific Premier Che...	-34.37	-7,532.93
Deposit	07/11/2019	Community Park Restrooms 5/29 - 6/26/29	1010 · Pacific Premier Che...	-388.41	-7,921.34
Deposit	07/11/2019	Sani Rec	1010 · Pacific Premier Che...	-865.28	-8,786.62
Deposit	07/11/2019	Rate Assistance	1010 · Pacific Premier Che...	-469.30	-9,255.92
Deposit	07/11/2019	1/2 Other 1	1010 · Pacific Premier Che...	0.00	-9,255.92
Deposit	07/11/2019	1/2 Other 2	1010 · Pacific Premier Che...	0.00	-9,255.92
Deposit	07/12/2019	Sani Rec	1010 · Pacific Premier Che...	0.00	-9,255.92
Deposit	07/12/2019	Rate Assistance	1010 · Pacific Premier Che...	-4,064.04	-13,319.96
Deposit	07/12/2019	1/2 Other 1	1010 · Pacific Premier Che...	59.37	-13,260.59
Deposit	07/12/2019	1/2 Other 2	1010 · Pacific Premier Che...	0.00	-13,260.59
Deposit	07/12/2019	ACH booked 7/11/19 Community Park Restroom 5/29 - 6/26/19	1010 · Pacific Premier Che...	-0.62	-13,261.21
Deposit	07/13/2019	Sani Rec	1010 · Pacific Premier Che...	865.28	-12,395.93
Deposit	07/13/2019	Rate Assistance	1010 · Pacific Premier Che...	-660.79	-13,056.72
Deposit	07/13/2019	1/2 Other 1	1010 · Pacific Premier Che...	0.00	-13,056.72
Deposit	07/13/2019	1/2 Other 2	1010 · Pacific Premier Che...	0.00	-13,056.72
Deposit	07/15/2019	Sani Rec	1010 · Pacific Premier Che...	0.00	-13,056.72
Deposit	07/15/2019	Rate Assistance	1010 · Pacific Premier Che...	-779.70	-13,836.42
Deposit	07/15/2019	1/2 Other 1	1010 · Pacific Premier Che...	0.00	-13,836.42
Deposit	07/15/2019	1/2 Other 2	1010 · Pacific Premier Che...	0.00	-13,836.42
Deposit	07/16/2019	Sani Rec	1010 · Pacific Premier Che...	0.00	-13,836.42
Deposit	07/16/2019	Rate Assistance	1010 · Pacific Premier Che...	-13,027.74	-26,864.16
Deposit	07/16/2019	1/2 Other 1	1010 · Pacific Premier Che...	23.75	-26,840.41
Deposit	07/16/2019	1/2 Other 2	1010 · Pacific Premier Che...	0.00	-26,840.41
Deposit	07/17/2019	Sani Rec	1010 · Pacific Premier Che...	10.72	-26,829.69
Deposit	07/17/2019	Rate Assistance	1010 · Pacific Premier Che...	-4,187.47	-31,017.16
Deposit	07/17/2019	1/2 Other 1	1010 · Pacific Premier Che...	35.62	-30,981.54
Deposit	07/17/2019	1/2 Other 2	1010 · Pacific Premier Che...	0.00	-30,981.54
Deposit	07/18/2019	Sani Rec	1010 · Pacific Premier Che...	59.37	-30,922.17
Deposit	07/18/2019	Rate Assistance	1010 · Pacific Premier Che...	-2,354.78	-33,276.95
Deposit	07/18/2019	1/2 Other 1	1010 · Pacific Premier Che...	0.00	-33,276.95
Deposit	07/18/2019	1/2 Other 2	1010 · Pacific Premier Che...	0.00	-33,276.95
Deposit	07/19/2019	Sani Rec	1010 · Pacific Premier Che...	29.69	-33,247.26
Deposit	07/19/2019	Rate Assistance	1010 · Pacific Premier Che...	-401.57	-33,648.83
Deposit	07/19/2019	1/2 Other 1	1010 · Pacific Premier Che...	11.87	-33,636.96
Deposit	07/19/2019	1/2 Other 2	1010 · Pacific Premier Che...	0.00	-33,636.96
Deposit	07/22/2019	Sani Rec	1010 · Pacific Premier Che...	0.00	-33,636.96
Deposit	07/22/2019	Rate Assistance	1010 · Pacific Premier Che...	-139.35	-33,776.31
Deposit	07/22/2019		1010 · Pacific Premier Che...	0.00	-33,776.31

Avila Beach Community Services District
Deposits by Fund
 July 2019

08/06/19

Type	Date	Memo	Split	Amount	Balance
Deposit	07/22/2019	1/2 Other 1	1010 · Pacific Premier Che...	0.00	-33,776.31
Deposit	07/22/2019	1/2 Other 2	1010 · Pacific Premier Che...	0.00	-33,776.31
Deposit	07/22/2019	TCF FY 19 Year End Balance - WASTE	1010 · Pacific Premier Che...	-3,613.66	-37,389.97
Deposit	07/23/2019	Sani Rec	1010 · Pacific Premier Che...	-66.50	-37,456.47
Deposit	07/23/2019	Rate Assistance	1010 · Pacific Premier Che...	0.00	-37,456.47
Deposit	07/23/2019	1/2 Other 1	1010 · Pacific Premier Che...	0.00	-37,456.47
Deposit	07/23/2019	1/2 Other 2	1010 · Pacific Premier Che...	-59.37	-37,515.84
Deposit	07/23/2019	Lift Station Overflow Call Out Inv. #W18248	1010 · Pacific Premier Che...	-366.18	-37,882.02
Deposit	07/24/2019	Sani Rec	1010 · Pacific Premier Che...	-9,624.46	-47,506.48
Deposit	07/24/2019	Rate Assistance	1010 · Pacific Premier Che...	35.62	-47,470.86
Deposit	07/24/2019	1/2 Other 1	1010 · Pacific Premier Che...	0.00	-47,470.86
Deposit	07/24/2019	1/2 Other 2	1010 · Pacific Premier Che...	1,401.62	-46,069.24
Deposit	07/25/2019	Sani Rec	1010 · Pacific Premier Che...	-247.00	-46,316.24
Deposit	07/25/2019	Rate Assistance	1010 · Pacific Premier Che...	0.00	-46,316.24
Deposit	07/25/2019	1/2 Other 1	1010 · Pacific Premier Che...	0.00	-46,316.24
Deposit	07/25/2019	1/2 Other 2	1010 · Pacific Premier Che...	0.00	-46,316.24
Deposit	07/26/2019	Sani Rec	1010 · Pacific Premier Che...	-130.50	-46,446.74
Deposit	07/26/2019	Rate Assistance	1010 · Pacific Premier Che...	0.00	-46,446.74
Deposit	07/26/2019	1/2 Other 1	1010 · Pacific Premier Che...	0.00	-46,446.74
Deposit	07/26/2019	1/2 Other 2	1010 · Pacific Premier Che...	0.00	-46,446.74
Deposit	07/29/2019	Sani Rec	1010 · Pacific Premier Che...	-943.14	-47,389.88
Deposit	07/29/2019	Rate Assistance	1010 · Pacific Premier Che...	0.00	-47,389.88
Deposit	07/29/2019	1/2 Other 1	1010 · Pacific Premier Che...	0.00	-47,389.88
Deposit	07/29/2019	1/2 Other 2	1010 · Pacific Premier Che...	0.00	-47,389.88
Deposit	07/30/2019	Sani Rec	1010 · Pacific Premier Che...	-166.40	-47,556.28
Deposit	07/30/2019	Rate Assistance	1010 · Pacific Premier Che...	0.00	-47,556.28
Deposit	07/30/2019	1/2 Other 1	1010 · Pacific Premier Che...	0.00	-47,556.28
Deposit	07/30/2019	1/2 Other 2	1010 · Pacific Premier Che...	0.00	-47,556.28
Deposit	07/31/2019	Sani Rec	1010 · Pacific Premier Che...	-271.70	-47,827.98
Deposit	07/31/2019	Rate Assistance	1010 · Pacific Premier Che...	52.25	-47,775.73
Deposit	07/31/2019	1/2 Other 1	1010 · Pacific Premier Che...	0.00	-47,775.73
Deposit	07/31/2019	1/2 Other 2	1010 · Pacific Premier Che...	503.50	-47,272.23
Deposit	07/31/2019	\$ 3,571.20 CC BALANCE ADJ CCs	1010 · Pacific Premier Che...	-1,785.60	-49,057.83
Total Sanitary				-49,057.83	-49,057.83
Solid Waste					
Deposit	07/01/2019	Waste Connections Franchise Fee SW	1010 · Pacific Premier Che...	-1,489.95	-1,489.95
Deposit	07/29/2019	Waste Connections Franchise Fee SW	1010 · Pacific Premier Che...	-1,543.28	-3,033.23
Total Solid Waste				-3,033.23	-3,033.23
Water					
Deposit	07/01/2019	Water Rec	1010 · Pacific Premier Che...	-741.00	-741.00
Deposit	07/01/2019	Rate Assistance	1010 · Pacific Premier Che...	11.88	-729.12
Deposit	07/01/2019	1/2 Other 1	1010 · Pacific Premier Che...	0.00	-729.12

Avila Beach Community Services District
 Deposits by Fund
 July 2019

08/06/19

Type	Date	Memo	Split	Amount	Balance
Deposit	07/01/2019	1/2 Other 2	1010 · Pacific Premier Che...	0.00	-729.12
Deposit	07/02/2019	Water Rec	1010 · Pacific Premier Che...	-726.30	-1,455.42
Deposit	07/02/2019	Rate Assistance	1010 · Pacific Premier Che...	0.00	-1,455.42
Deposit	07/02/2019	1/2 Other 1	1010 · Pacific Premier Che...	0.00	-1,455.42
Deposit	07/02/2019	1/2 Other 2	1010 · Pacific Premier Che...	28.04	-1,427.38
Deposit	07/03/2019	Water Rec	1010 · Pacific Premier Che...	-1,324.87	-2,752.25
Deposit	07/03/2019	Rate Assistance	1010 · Pacific Premier Che...	28.50	-2,723.75
Deposit	07/03/2019	1/2 Other 1	1010 · Pacific Premier Che...	0.00	-2,723.75
Deposit	07/03/2019	1/2 Other 2	1010 · Pacific Premier Che...	0.13	-2,723.62
Deposit	07/04/2019	Water Rec	1010 · Pacific Premier Che...	-369.55	-3,093.17
Deposit	07/04/2019	Rate Assistance	1010 · Pacific Premier Che...	0.00	-3,093.17
Deposit	07/04/2019	1/2 Other 1	1010 · Pacific Premier Che...	0.00	-3,093.17
Deposit	07/04/2019	1/2 Other 2	1010 · Pacific Premier Che...	-190.00	-3,283.17
Deposit	07/05/2019	Water Rec	1010 · Pacific Premier Che...	-190.00	-3,473.17
Deposit	07/05/2019	Rate Assistance	1010 · Pacific Premier Che...	0.00	-3,473.17
Deposit	07/05/2019	1/2 Other 1	1010 · Pacific Premier Che...	0.00	-3,473.17
Deposit	07/05/2019	1/2 Other 2	1010 · Pacific Premier Che...	-59.38	-3,532.55
Deposit	07/06/2019	Water Rec	1010 · Pacific Premier Che...	-615.60	-4,148.15
Deposit	07/06/2019	Rate Assistance	1010 · Pacific Premier Che...	0.00	-4,148.15
Deposit	07/06/2019	1/2 Other 1	1010 · Pacific Premier Che...	0.00	-4,148.15
Deposit	07/06/2019	1/2 Other 2	1010 · Pacific Premier Che...	0.00	-4,148.15
Deposit	07/07/2019	Water Rec	1010 · Pacific Premier Che...	-57.00	-4,205.15
Deposit	07/07/2019	Rate Assistance	1010 · Pacific Premier Che...	0.00	-4,205.15
Deposit	07/07/2019	1/2 Other 1	1010 · Pacific Premier Che...	0.00	-4,205.15
Deposit	07/07/2019	1/2 Other 2	1010 · Pacific Premier Che...	0.00	-4,205.15
Deposit	07/08/2019	Water Rec	1010 · Pacific Premier Che...	-924.85	-5,130.00
Deposit	07/08/2019	Rate Assistance	1010 · Pacific Premier Che...	71.25	-5,058.75
Deposit	07/08/2019	1/2 Other 1	1010 · Pacific Premier Che...	0.00	-5,058.75
Deposit	07/08/2019	1/2 Other 2	1010 · Pacific Premier Che...	0.00	-5,058.75
Deposit	07/09/2019	Water Rec	1010 · Pacific Premier Che...	-1,003.20	-6,061.95
Deposit	07/09/2019	Rate Assistance	1010 · Pacific Premier Che...	23.75	-6,038.20
Deposit	07/09/2019	1/2 Other 1	1010 · Pacific Premier Che...	0.00	-6,038.20
Deposit	07/09/2019	1/2 Other 2	1010 · Pacific Premier Che...	47.50	-5,990.70
Deposit	07/10/2019	Water Rec	1010 · Pacific Premier Che...	-638.40	-6,629.10
Deposit	07/10/2019	Rate Assistance	1010 · Pacific Premier Che...	0.00	-6,629.10
Deposit	07/10/2019	1/2 Other 1	1010 · Pacific Premier Che...	0.00	-6,629.10
Deposit	07/10/2019	1/2 Other 2	1010 · Pacific Premier Che...	-34.38	-6,663.48
Deposit	07/11/2019	TCF FY 19 June - IMPR # 1 - Gen . 70, Water .25, Lights .05	1010 · Pacific Premier Che...	-96.62	-6,760.10
Deposit	07/11/2019	Community Park Restrooms 5/29 - 6/26/29	1010 · Pacific Premier Che...	-592.80	-7,352.90
Deposit	07/11/2019	Front St Irrigation 5/29 - 6/26/29	1010 · Pacific Premier Che...	-912.00	-8,264.90
Deposit	07/11/2019	San Juan Irrigation 5/29 - 6/26/29	1010 · Pacific Premier Che...	-1,778.40	-10,043.30
Deposit	07/11/2019	Water Rec	1010 · Pacific Premier Che...	-433.20	-10,476.50
Deposit	07/11/2019	Rate Assistance	1010 · Pacific Premier Che...	0.00	-10,476.50
Deposit	07/11/2019	1/2 Other 1	1010 · Pacific Premier Che...	0.00	-10,476.50
Deposit	07/11/2019	1/2 Other 2	1010 · Pacific Premier Che...	0.00	-10,476.50
Deposit	07/12/2019	Water Rec	1010 · Pacific Premier Che...	-7,184.10	-17,660.60

Avila Beach Community Services District
Deposits by Fund
 July 2019

08/06/19

Type	Date	Memo	Split	Amount	Balance
Deposit	07/12/2019	Rate Assistance	1010 · Pacific Premier Che...	59.38	-17,601.22
Deposit	07/12/2019	1/2 Other 1	1010 · Pacific Premier Che...	0.00	-17,601.22
Deposit	07/12/2019	1/2 Other 2	1010 · Pacific Premier Che...	-0.63	-17,601.85
Deposit	07/12/2019	ACH booked 7/11/19 Community Park Restroom 5/29 - 6/26/19	1010 · Pacific Premier Che...	592.80	-17,009.05
Deposit	07/12/2019	ACH booked 7/11/19 Front St Irrigation 5/29 - 6/26/19	1010 · Pacific Premier Che...	912.00	-16,097.05
Deposit	07/12/2019	ACH booked 7/11/19 San Juan Park Irrigation 5/29 - 6/26/19	1010 · Pacific Premier Che...	1,778.40	-14,318.65
Deposit	07/13/2019	Water Rec	1010 · Pacific Premier Che...	-467.40	-14,786.05
Deposit	07/13/2019	Rate Assistance	1010 · Pacific Premier Che...	0.00	-14,786.05
Deposit	07/13/2019	1/2 Other 1	1010 · Pacific Premier Che...	0.00	-14,786.05
Deposit	07/13/2019	1/2 Other 2	1010 · Pacific Premier Che...	0.00	-14,786.05
Deposit	07/15/2019	Water Rec	1010 · Pacific Premier Che...	0.00	-14,786.05
Deposit	07/15/2019	Rate Assistance	1010 · Pacific Premier Che...	-789.80	-15,575.85
Deposit	07/15/2019	1/2 Other 1	1010 · Pacific Premier Che...	0.00	-15,575.85
Deposit	07/15/2019	1/2 Other 2	1010 · Pacific Premier Che...	0.00	-15,575.85
Deposit	07/16/2019	Water Rec	1010 · Pacific Premier Che...	0.00	-15,575.85
Deposit	07/16/2019	Rate Assistance	1010 · Pacific Premier Che...	-12,486.20	-28,062.05
Deposit	07/16/2019	1/2 Other 1	1010 · Pacific Premier Che...	23.75	-28,038.30
Deposit	07/16/2019	1/2 Other 2	1010 · Pacific Premier Che...	0.00	-28,038.30
Deposit	07/17/2019	Water Rec	1010 · Pacific Premier Che...	10.73	-28,027.57
Deposit	07/17/2019	Rate Assistance	1010 · Pacific Premier Che...	-3,724.00	-31,751.57
Deposit	07/17/2019	1/2 Other 1	1010 · Pacific Premier Che...	35.63	-31,715.94
Deposit	07/17/2019	1/2 Other 2	1010 · Pacific Premier Che...	0.00	-31,715.94
Deposit	07/17/2019	adj to match El Dorado Report	1010 · Pacific Premier Che...	59.38	-31,656.56
Deposit	07/18/2019	Water Rec	1010 · Pacific Premier Che...	0.60	-31,655.96
Deposit	07/18/2019	Rate Assistance	1010 · Pacific Premier Che...	-1,892.40	-33,548.36
Deposit	07/18/2019	1/2 Other 1	1010 · Pacific Premier Che...	0.00	-33,548.36
Deposit	07/18/2019	1/2 Other 2	1010 · Pacific Premier Che...	0.00	-33,548.36
Deposit	07/19/2019	Water Rec	1010 · Pacific Premier Che...	29.69	-33,518.67
Deposit	07/19/2019	Rate Assistance	1010 · Pacific Premier Che...	-319.20	-33,837.87
Deposit	07/19/2019	1/2 Other 1	1010 · Pacific Premier Che...	11.88	-33,825.99
Deposit	07/19/2019	1/2 Other 2	1010 · Pacific Premier Che...	0.00	-33,825.99
Deposit	07/22/2019	Water Rec	1010 · Pacific Premier Che...	0.00	-33,825.99
Deposit	07/22/2019	Rate Assistance	1010 · Pacific Premier Che...	-125.40	-33,951.39
Deposit	07/22/2019	1/2 Other 1	1010 · Pacific Premier Che...	0.00	-33,951.39
Deposit	07/22/2019	1/2 Other 2	1010 · Pacific Premier Che...	0.00	-33,951.39
Deposit	07/22/2019	TCF FY 19 Year End Balance - IMPR # 1 - Gen . 70, Water .25, Lights .05	1010 · Pacific Premier Che...	0.00	-33,951.39
Deposit	07/23/2019	Water Rec	1010 · Pacific Premier Che...	-859.04	-34,810.43
Deposit	07/23/2019	Rate Assistance	1010 · Pacific Premier Che...	-171.00	-34,981.43
Deposit	07/23/2019	1/2 Other 1	1010 · Pacific Premier Che...	0.00	-34,981.43
Deposit	07/23/2019	1/2 Other 2	1010 · Pacific Premier Che...	0.00	-34,981.43
Deposit	07/24/2019	Water Rec	1010 · Pacific Premier Che...	-59.38	-35,040.81
Deposit	07/24/2019	Rate Assistance	1010 · Pacific Premier Che...	-7,204.80	-42,245.61
Deposit	07/24/2019	1/2 Other 1	1010 · Pacific Premier Che...	35.63	-42,209.98
Deposit	07/24/2019	1/2 Other 2	1010 · Pacific Premier Che...	0.00	-42,209.98
Deposit	07/24/2019	Water Rec	1010 · Pacific Premier Che...	1,401.62	-40,808.36
Deposit	07/25/2019	Rate Assistance	1010 · Pacific Premier Che...	-228.00	-41,036.36
Deposit	07/25/2019		1010 · Pacific Premier Che...	0.00	-41,036.36

Avila Beach Community Services District
Deposits by Fund
 July 2019

08/06/19

Type	Date	Memo	Split	Amount	Balance
Deposit	07/25/2019	1/2 Other 1	1010 · Pacific Premier Che...	0.00	-41,036.36
Deposit	07/25/2019	1/2 Other 2	1010 · Pacific Premier Che...	0.00	-41,036.36
Deposit	07/26/2019	Water Rec	1010 · Pacific Premier Che...	-114.00	-41,150.36
Deposit	07/26/2019	Rate Assistance	1010 · Pacific Premier Che...	0.00	-41,150.36
Deposit	07/26/2019	1/2 Other 1	1010 · Pacific Premier Che...	0.00	-41,150.36
Deposit	07/26/2019	1/2 Other 2	1010 · Pacific Premier Che...	0.00	-41,150.36
Deposit	07/29/2019	Water Rec	1010 · Pacific Premier Che...	-809.40	-41,959.76
Deposit	07/29/2019	Rate Assistance	1010 · Pacific Premier Che...	0.00	-41,959.76
Deposit	07/29/2019	1/2 Other 1	1010 · Pacific Premier Che...	0.00	-41,959.76
Deposit	07/29/2019	1/2 Other 2	1010 · Pacific Premier Che...	0.00	-41,959.76
Deposit	07/30/2019	Water Rec	1010 · Pacific Premier Che...	-114.00	-42,073.76
Deposit	07/30/2019	Rate Assistance	1010 · Pacific Premier Che...	0.00	-42,073.76
Deposit	07/30/2019	1/2 Other 1	1010 · Pacific Premier Che...	0.00	-42,073.76
Deposit	07/30/2019	1/2 Other 2	1010 · Pacific Premier Che...	0.00	-42,073.76
Deposit	07/31/2019	Water Rec	1010 · Pacific Premier Che...	-2,322.80	-44,396.56
Deposit	07/31/2019	Rate Assistance	1010 · Pacific Premier Che...	52.25	-44,344.31
Deposit	07/31/2019	1/2 Other 1	1010 · Pacific Premier Che...	0.00	-44,344.31
Deposit	07/31/2019	1/2 Other 2	1010 · Pacific Premier Che...	503.50	-43,840.81
Deposit	07/31/2019	\$ 3,571.20 CC BALANCE ADJ CCS	1010 · Pacific Premier Che...	-1,785.60	-45,626.41
Total Water				-45,626.41	-45,626.41
TOTAL				-101,931.40	-101,931.40

Avila Beach Community Services District
Checks by Fund w/Accounts

July 2019

Type	Date	Num	Name	Memo	Account	Amount	Balance
Check	07/01/2019	2380	SLO CO Fire Department	Fire Protection FY 7/1/19-6/30/20	6600 · Cal Fire Contract Labor	215,894.00	215,894.00
Check	07/01/2019	2383	SDRMA Work Comp	Invoice #65916 FY 2019-20 Member # 7017 Wor...	5260 · Work Comp Insurance	713.97	216,607.97
Check	07/01/2019	2384	SDRMA General Policy	General Policy Property Liability Package 2019/2...	1410 · Prepaid Insurance	5,481.76	222,089.73
Check	07/01/2019	2386	Staples	acct # 6011 1000 6113 765	6143 · Supplies, Office	388.93	222,478.66
Check	07/02/2019		Bankcard MTOT Disc		5100 · Merchant Credit Card Fees	40.68	222,519.34
Check	07/03/2019	2387	Hagemann & Associates	GM	6506 · Contract Labor GM	2,170.00	224,689.34
Check	07/03/2019	2389	ASAP Reprographics	Water and Sewer Atlas Maps Inv. 209322	6140 · Office Supplies & Postage	359.45	225,048.79
Check	07/03/2019		Paymenttech	merchant cc fees	5100 · Merchant Credit Card Fees	14.97	225,063.76
Check	07/03/2019		Paymenttech	merchant cc fees	5100 · Merchant Credit Card Fees	17.37	225,081.13
Check	07/05/2019	EFT	Adobe.com		5100 · Merchant Credit Card Fees	14.99	225,096.12
Check	07/08/2019		American Express Discount	Amex	6140 · Office Supplies & Postage	6.75	225,102.87
Check	07/08/2019		Paymenttech	merchant cc fees	5100 · Merchant Credit Card Fees	11.64	225,114.51
Check	07/10/2019	EFT	InvoiceCloud		5100 · Merchant Credit Card Fees	304.70	225,419.21
Check	07/10/2019		Cal Tec Computers	computer repairs	6524 · Equip. Rep. & Maint. Avila...	40.00	225,459.21
Check	07/12/2019	2392	Fedak & Brown, LLP	merchant cc fees	5100 · Merchant Credit Card Fees	14.21	225,473.42
Check	07/12/2019	2394	Hagemann & Associates	Audit FY 2019/20 ending June 30th, 2019	6103 · Accounting Audit	3,424.00	228,897.42
Check	07/12/2019	2397	Nikki Engle Bookkeeping	GM	6506 · Contract Labor GM	2,170.00	231,067.42
Check	07/12/2019	2397	Nikki Engle Bookkeeping	Inv. 2160 7/9/19	6102 · Accounting	302.50	231,369.92
Check	07/12/2019		U.S. Postal Service	Inv. 2163 7/11/19	220.00	231,589.92	
Check	07/12/2019		Paymenttech	Board packets	6142 · Postage & Shipping	9.75	231,599.67
Check	07/12/2019	EFT	Charter	merchant cc fees	5100 · Merchant Credit Card Fees	13.98	231,613.65
Check	07/15/2019	EFT	Cal Tec Computers	Acct # . 8245100980033571	6585 · Telephone / Internet	204.95	231,818.60
Check	07/17/2019	EFT	Paymenttech	computer repairs	6524 · Equip. Rep. & Maint. Avila...	119.00	231,937.60
Check	07/17/2019		Public Employees Retirement System	merchant cc fees	5100 · Merchant Credit Card Fees	10.13	231,947.73
Check	07/18/2019	EFT	Public Employees Retirement System	Kristi 6/16 - 6/30/19	2250 · PERS Liability	132.62	232,080.35
Check	07/18/2019	EFT	Public Employees Retirement System	Kristi 6/16 - 6/30/19	2250 · PERS Liability	79.70	232,160.05
Check	07/18/2019	EFT	Public Employees Retirement System	Kristi 7/1 - 7/15/19	2250 · PERS Liability	161.98	232,322.03
Check	07/18/2019	EFT	Public Employees Retirement System	Kristi 7/1 - 7/15/19	5256 · PERS Co Pd Kristi	77.67	232,399.70
Check	07/18/2019		Public Employees Retirement System	1674878206 Kathy Richardson Inv # 1000000157...	5254 · PERS Co Pd Kathy	9,223.00	241,622.70
Check	07/18/2019		Public Employees Retirement System	1674878206 Kristi Dibbern Inv # 1000000157091...	5256 · PERS Co Pd Kristi	307.00	241,929.70
Check	07/23/2019	2400	Paymenttech	merchant cc fees	5100 · Merchant Credit Card Fees	19.93	241,949.63
Check	07/24/2019	2401	Chaparral Business Supplies	Inv. # 439471 7/16/19 (3 mths @\$140 mth)	6550 · Operating Supplies	418.46	242,368.09
Check	07/24/2019	2401	Shipsey & Seitz	Regular Meetings	6135 · Legal	435.00	242,803.09
Check	07/24/2019	2401	Shipsey & Seitz	Cal Pers Research, Contract Draft, District Water...	6135 · Legal	1,664.00	244,467.09
Check	07/24/2019	2401	Shipsey & Seitz	Law Library	6135 · Legal	80.00	244,547.09
Check	07/24/2019	2401	Shipsey & Seitz	Regular Meetings in June	6135 · Legal	375.00	244,922.09
Check	07/24/2019	2401	Shipsey & Seitz	Contract Reviews	6135 · Legal	580.80	245,502.89
Check	07/24/2019	2401	Shipsey & Seitz	Connection Fee Review	6135 · Legal	246.40	245,749.29
Check	07/24/2019	2401	Shipsey & Seitz	Solid Waste Re: 218 Notice	6135 · Legal	228.80	245,978.09
Check	07/24/2019	2401	Shipsey & Seitz	Amended Agendas Directorship Review	6135 · Legal	228.80	246,206.89
Check	07/24/2019	2401	Shipsey & Seitz	Hodge Utility Easement	6135 · Legal	293.80	246,500.69
Check	07/24/2019	2405	Coastline Cleaning Co.	Office Maintenance Inv. 1990 7/15/19	6542 · Maintenance	165.00	246,665.69
Check	07/26/2019	EFT	PG&E	Office	6590 · Utilities	135.58	246,801.27
Check	07/29/2019	2407	Hagemann & Associates	monthly ABCSD Streamline	6507 · Contract Labor Civil Engi...	2,170.00	248,971.27
Check	07/30/2019	EFT	Digital Deployment	GM	6170 · Website	200.00	249,171.27
Check	07/30/2019		CSDA San Luis Obispo County Chapter		6160 · Training	20.00	249,191.27
Check	07/31/2019	2410	Creative Technologies, Inc.	Inv. 4781 Route Walk Sequence Update	6141 · Billing Software & Service	95.00	249,286.27
Check	07/31/2019	2411	Fire Chief Association of San Luis Obi...	Haz Mat Fee 2019/20	6505 · Contract Labor O & M	2,275.00	251,561.27

Avila Beach Community Services District
Checks by Fund w/Accounts

July 2019


Type	Date	Num	Name	Memo	Account	Amount	Balance
Total General / Admin							
Lights							
Check	07/05/2019	EFT	PG&E	Town Lights acct # 0690976984-3	6590 · Utilities	480.72	251,561.27
Check	07/05/2019	EFT	PG&E	Colony Lights acct # 5992155362-0	6590 · Utilities	97.84	480.72
Check	07/25/2019	EFT	PG&E	Front St. Lights acct# 5796765606-7	6590 · Utilities	300.34	578.56
Total Lights							
Sanitary							
Check	07/01/2019	2378	SLO County Public Works	Annual Encroachment Permits	6555 · Permits & Fees	857.50	857.50
Check	07/01/2019	2384	SDRMA General Policy	General Policy Property Liability Package 2019/2...	1410 · Prepaid Insurance	6,166.98	7,024.48
Check	07/01/2019	2385	Brenntag Pacific, Inc.	Inv. #3035654 6/20/19	6503 · Chemicals	1,472.21	8,496.69
Check	07/02/2019		South County Sanitary Service	2 Yd Dumpster	6590 · Utilities	119.73	8,616.42
Check	07/03/2019	2387	Hagemann & Associates	Civic Eng. Sanitary System	6507 · Contract Labor Civil Engi...	2,430.00	11,046.42
Check	07/03/2019	2387	Hagemann & Associates	Mileage Santa Maria CFCC Funding Workshop	6165 · Travel	33.00	11,079.42
Check	07/03/2019	2388	Fluid Resource Management, Inc.	June Ops. Sanitary Inv. F18410	6505 · Contract Labor O & M	14,267.81	25,347.23
Check	07/03/2019	2388	Fluid Resource Management, Inc.	Chemicals Inv. A18355	6503 · Chemicals	237.57	25,584.80
Check	07/03/2019	2388	Fluid Resource Management, Inc.	Lift Station Overflow Call Out Inv. #W18248	6522 · Equip. Rep. & Maint-Avil...	366.18	25,950.98
Check	07/03/2019	2390	Abalone Coast Analytical, Inc.	Statement 4649 7/2/19	6540 · Lab Tests	2,780.00	28,730.98
Check	07/12/2019	2391	Miners Ace Hardware	WWTP Supplies - Batteries	6550 · Operating Supplies	21.80	28,752.78
Check	07/12/2019	2393	Brenntag Pacific, Inc.	Inv. #3035656 6/27/19	6503 · Chemicals	1,227.40	29,980.18
Check	07/12/2019	2394	Hagemann & Associates	Civil Eng. Wastewater System Inv. 1062 June 23...	6507 · Contract Labor Civil Engi...	2,430.00	32,410.18
Check	07/12/2019	2395	Michael Nunley & Assoc.	Inv # 5634 July 3rd Invoice WWTP Prelim. Design	8245b · WWTP Phase I Design	1,917.09	34,327.27
Check	07/12/2019	2396	Michael Nunley & Assoc.	Inv # 5634 July 3rd Invoice WWTP Prelim. Design	8245b · WWTP Phase I Design	3,208.38	37,535.65
Check	07/12/2019	2399	Garing, Taylor & Associates, Inc.	Inv. 16145 6/30/19	8246 · WW Sewer Line Pplmt S...	5,598.75	43,134.40
Check	07/14/2019	EFT	AT&T	acct # 287272916182	6585 · Telephone / Internet	23.55	43,157.95
Check	07/18/2019	EFT	AT&T	acct # x 0885 Internet	6585 · Telephone / Internet	45.00	43,202.95
Check	07/24/2019	2402	Speed's, Inc.	Solids Handling Ticket 56596	6545 · Solids Handling	1,295.00	44,497.95
Check	07/24/2019	2403	Tenera	E19914 7/15/19 Benthic Monitoring	6545 · Miscellaneous	849.23	45,347.18
Check	07/24/2019	2404	Brenntag Pacific, Inc.	Inv. #3046466 7/4/19	6503 · Chemicals	1,680.39	47,027.57
Check	07/24/2019	2406	Wallace Group, Inc.	Fog Program Inv. #48698 FY 2018-19	6525 · Fat Oil & Grease (FOG)	833.17	47,860.74
Check	07/25/2019	EFT	PG&E	Lift Station acct# 6338432238-2	6590 · Utilities	89.36	47,950.10
Check	07/26/2019	EFT	PG&E	WWTP	6590 · Utilities	2,493.31	50,443.41
Check	07/29/2019	2407	Hagemann & Associates	Civil Engineering Sewer System Inv. 1063 7/7/19 ...	6507 · Contract Labor Civil Engi...	2,430.00	52,873.41
Check	07/30/2019	EFT	AT&T	acct # 805 595-9416 904 5	6585 · Telephone / Internet	236.69	53,110.10
Check	07/31/2019	2408	Brenntag Pacific, Inc.	Inv. #3046469 7/18/19	6503 · Chemicals	1,306.29	54,416.39
Check	07/31/2019	2408	Brenntag Pacific, Inc.	Inv. 3046467 7/11/19	6503 · Chemicals	1,393.32	55,809.71
Check	07/31/2019	2409	Underground Services	Annual Membership Fees	6120 · Dues & Subscriptions	75.00	55,884.71
Check	07/31/2019	2412	Speed's, Inc.	Solids Handling Ticket 56987	6580 · Solids Handling	1,345.00	57,229.71
Check	07/31/2019	2413	USA Bluebook	DPD Sampling Tests	6550 · Operating Supplies	219.37	57,449.08
Total Sanitary							
Water							
Check	07/01/2019	2377	SLO County Public Works	Inv. 2729 State Water Revenue Bond Debt Servi...	6805 · State Water	11,801.41	11,801.41
Check	07/01/2019	2377	SLO County Public Works	Inv. 2729 State Water O&M	6805 · State Water	13,782.94	25,584.35
Check	07/01/2019	2377	SLO County Public Works	Inv. 2729 State Water Credit for FY 2017/18	6805 · State Water	-742.84	24,841.51
Check	07/01/2019	2378	SLO County Public Works	Annual Encroachment Permits	6555 · Permits & Fees	857.50	25,699.01
Check	07/01/2019	2379	SLO County Public Works	Debt Service Lopez Water Semi-Annual per Bud...	6802 · Lopez	13,589.86	39,288.87
Check	07/01/2019	2379	SLO County Public Works	O & M Lopez Water	6802 · Lopez	40,614.63	79,903.50
Check	07/01/2019	2381	SLO County Public Works	State Water 40% of Annual Charges Budget for F...	6805 · State Water	49,639.60	129,543.10

Avila Beach Community Services District
Checks by Fund w/Accounts

08/06/19

July 2019

Type	Date	Num	Name	Memo	Account	Amount	Balance	
Check	07/01/2019	2381	SLO County Public Works	2019 SLOCF & WCD Drought Buffer	6805 · State Water	4,665.00	134,208.10	
Check	07/01/2019	2382	SLO County Public Works	Inv. 836 State Water O & M Wheeling Costs FY ...	6805 · State Water	2,955.63	137,163.73	
Check	07/01/2019	2384	SDRMA General Policy	General Policy Property Liability Package 2019/2...	1410 · Prepaid Insurance	5,481.76	142,645.49	
Check	07/03/2019	2387	Hagemann & Associates	Civic Eng. Water System	6507 · Contract Labor Civil Engi...	900.00	143,545.49	
Check	07/03/2019	2387	Hagemann & Associates	Mileage Zone 3 TAC Mtg.	6165 · Travel	16.50	143,561.99	
Check	07/03/2019	2388	Fluid Resource Management, Inc.	June Ops. Water Inv. F18410	6505 · Contract Labor O & M	4,753.43	148,315.42	
Check	07/12/2019	2394	Hagemann & Associates	Civil Eng. Water System	6507 · Contract Labor Civil Engi...	900.00	149,215.42	
Check	07/12/2019	2398	SLO Co Health	Water Sampling	6555 · Permits & Fees	40.00	149,255.42	
Check	07/26/2019	EFT	PG&E	Water Tank Mixer	6590 · Utilities	190.78	149,446.20	
Check	07/29/2019	2407	Hagemann & Associates	Civil Engineering Water System	6507 · Contract Labor Civil Engi...	900.00	150,346.20	
Check	07/31/2019	2409	Underground Services	Annual Membership Fees	6120 · Dues & Subscriptions	75.00	150,421.20	
Total Water							150,421.20	150,421.20
TOTAL							460,310.45	460,310.45



FLUID RESOURCE MANAGEMENT

www.frm-ops.com CA Lic #937346
 OPERATIONS . MAINTENANCE . MECHANICAL
 2385 Precision Drive
 Arroyo Grande, CA 93420

Phone # 805.597.7100 Fax # 805.597.7171

Statement

Date
7/31/19

California Certified Small Business #1120142

To:
 Avila Beach Community Services District
 P.O. Box 309
 100 San Luis Street
 Avila Beach, CA 93424

Amount Due	Amount Enc.
\$19,647.39	


Date	Transaction	Amount	Balance		
07/31/19	348F11001 Monthly OPS/Maint- INV #F18489. Orig. Amount \$19,021.24.	19,021.24	19,021.24		
07/26/19	348F11001 Monthly OPS/Maint:348FW11001 Water:348AW17001 Add Services water- INV #A18453. Orig. Amount \$127.67.	127.67	19,148.91		
07/26/19	348F11001 Monthly OPS/Maint:348FWW11001 Wastewater:348AWW17002 Add Services Wastewater- INV #A18464. Orig. Amount \$448.48.	448.48	19,597.39		
07/12/19	W18387 Update WWTP Alternatives Study Dat- INV #W18387. Orig. Amount \$50.00.	50.00	19,647.39		
CURRENT	1-30 DAYS PAST DUE	31-60 DAYS PAST DUE	61-90 DAYS PAST DUE	OVER 90 DAYS PAST DUE	Amount Due
19,647.39	0.00	0.00	0.00	0.00	\$19,647.39

**AVILA BEACH
COMMUNITY SERVICES DISTRICT**

Post Office Box 309, Avila Beach, CA. 93424

MEMORANDUM

TO: Board of Directors

FROM: Brad Hagemann, General Manager 

DATE: August 14, 2019

SUBJECT: General Manager/District Engineer Report

Zone 3 Technical Advisory Committee and Advisory Committee

The Zone 3 Technical Advisory Committee (TAC) met on Wednesday, July 10th, 2019, at the Arroyo Grande City Hall offices. The Meeting agenda and materials are attached to this report. As of this writing Lopez Lake remains at an elevation of 496 feet, 58% capacity and has approximately 28,800 acre feet of water in storage. The State Department of Water Resources recently announced that State Water Project Table "A" water deliveries will be at 75% or higher. Staff is also attaching a draft cloud seeding letter of support from the Zone 3 Advisory Committee to the Board of Supervisors that will be included in a Public Works Department Staff Report regarding moving forward with a cloud seeding program in the Zone 3 Watershed area.

The Zone 3 TAC is scheduled to meet next on August 14, 2019 and the Advisory Committee is scheduled to next meet on September 19, 2019.

Board Director Vacancy

The San Luis Obispo County Clerk's Office has advised staff that the Board of Supervisors will consider appointing Mr. Howie Kennett to the District Board of Directors at their August 20, 2019 Board meeting. The appointment is based on the Community Services District recommendation at the June 12, 2019 meeting. Mr. Kennett will join the CSD Board at the September 12, 2019 Board meeting, if approved by the Board of Supervisors.

Cost of Services and Rate Study

Over the last several weeks staff has been compiling and sending reports and data to the District's Rate Study consultant, Tuckfield and Associates. The data request sheet is provided as an attachment to this report. On August 6, 2019, staff met with Mr. Tuckfield at the District office to review the data requests and formally kick-off the study. Mr. Tuckfield will analyze the extensive data set and he estimates that he will have a draft report ready for review and comment in approximately 75 - 90 days. Staff will continue to provide updates on the progress of the Rate Study.

San Luis Obispo County Disbursement of Senate Bill 1090 (Closure of Diablo Canyon Funds)

The San Luis Obispo County Administrative Office provided a letter in late July 2019 outlining the process for distribution of the settlement funds from Senate Bill 1090. The Board may recall that SB 1090 (Monning) deals with the decommissioning of the Diablo Canyon Nuclear Power Plant. The County's letter addresses the transmission of the Essential Services Mitigation Funds to the various receiving agencies, including the Avila Beach CSD. The CSD is scheduled to receive a total of approximately \$293,000 in annual payments over the next nine years. The County's letter and the attached distribution schedule is provided as an attachment to this report.


California Special District Association Meeting

The San Luis Obispo County Chapter of the California Special Districts Association is happy to announce that Congressman Salud Carbajal will be providing the Association a Legislative Update at our next meeting. The meeting will be held on Thursday, September 5th, at Café Roma in San Luis Obispo. If you are interested in attending, please let Kristi know. The District will cover the cost of lunch. (\$20 preregistered or \$30 at the door). The meeting announcement flyer is provided as an attachment to this report.

**ZONE 3
TECHNICAL ADVISORY COMMITTEE**

**Wednesday July 10, 2019
9:00 - 11:00 am**

**ARROYO GRANDE CITY HALL
300 BRANCH STREET
2nd FLOOR CONFERENCE ROOM**



Agenda

1. Announcements <ul style="list-style-type: none">• Cloudseeding Update – August 13th BOS hearing	All
2. General Operations and Water Report <ul style="list-style-type: none">• Summary Notes - June• Monthly Operations Report - June• Lopez Dam Storage Projections	Jill
3. Planned Power Outages by PG&E - Impacts	Ron
4. Contract Changes Discussion <ul style="list-style-type: none">• Sub-committee update – next steps	Jill
5. Future Agenda items? <ul style="list-style-type: none">• AG Creek GSP Grant/Groundwater Modeling - August• Stored State Water in Lopez - Evaporation• Emergency Action Plans/inundation maps• Strategy for use of District Reserves	All

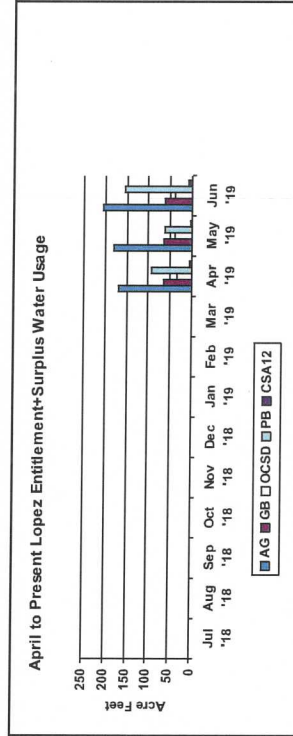
Attachments to be sent 7/8/19:

- A. Summary Notes – June
- B. Lopez Monthly Operations Report – June
- C. Lopez Reservoir Storage Projection Chart - June

Next Meeting Date: August 14, 2019

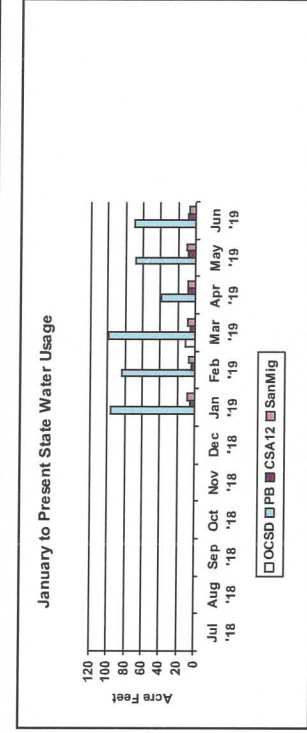
San Luis Obispo County Flood Control and Water District
Zone 3 - Lopez Project - Monthly Operations Report
June, 2019

Contractor	Lopez Water Deliveries										State Water Deliveries															
	This Month					April to Present					This Month					January to Present										
	Entil.	Surplus	Total	Entitlement	Surplus	Entitlement	Usage	%	Usage	%	Usage	%	Usage	%	Usage	%	Usage	%	Usage	%	Usage	%	SWP Deliveries	Total Water Deliveries This Month		
Arroyo Grande	2290	378.00	2668.00	204.32	8.9%	0.00	0.0%	553.63	24.2%	0.00	0.0%	553.63	20.8%	227	0.00	0.0%	1120	70.00	6.3%	455.55	40.7%	40.57	150.3%	38.53	60.88	
Oceano CSD	303	50.00	353.00	38.53	12.7%	0.00	0.0%	112.57	37.2%	0.00	0.0%	112.57	31.9%	1120	70.00	6.3%	27	8.17	30.3%	40.57	150.3%	47.67	37.5%	224.62	15.97	
Grover Beach	800	132.00	932.00	60.88	7.6%	0.00	0.0%	189.59	23.7%	0.00	0.0%	189.59	20.3%	127	84.40	5.0%	1501	84.40	5.6%	554.77	37.0%	66	-18.47	6.3	6.3	
Pismo Beach	892	147.00	1039.00	154.62	17.3%	0.00	0.0%	307.72	34.5%	0.00	0.0%	307.72	29.6%	1501	84.40	5.6%	1265.22	84.40	5.6%	554.77	37.0%	66	-18.47	15.97	15.97	
CSA 12	245	40.00	285.00	7.80	3.2%	0.00	0.0%	16.29	6.6%	0.00	0.0%	16.29	5.7%	1501	84.40	5.6%	1265.22	84.40	5.6%	554.77	37.0%	66	-18.47	6.3	6.3	
San Miguelito																										
Total	4530	747.00	5277.00	466.15	10.3%	0.00	0.0%	1179.80	26.0%	0.00	0.0%	1179.80	22.4%	1501	84.40	5.6%	1265.22	84.40	5.6%	554.77	37.0%	66	-18.47	550.62	550.62	



Note: Deliveries are in acre feet. One acre foot = 325, 850 gallons or 43, 560 cubic feet. Safe yield is 8,730 acre feet.

Lopez Dam Operations	This Month	Year to Date
Lake Elevation (full at 522.37 feet)	496.59	
Storage (full at 49200 acre feet)	29008	
Rainfall	0	28.18
Downstream Release (4200 acre feet/year)	178.3	555.16
Spillage (acre feet)	0	0.00

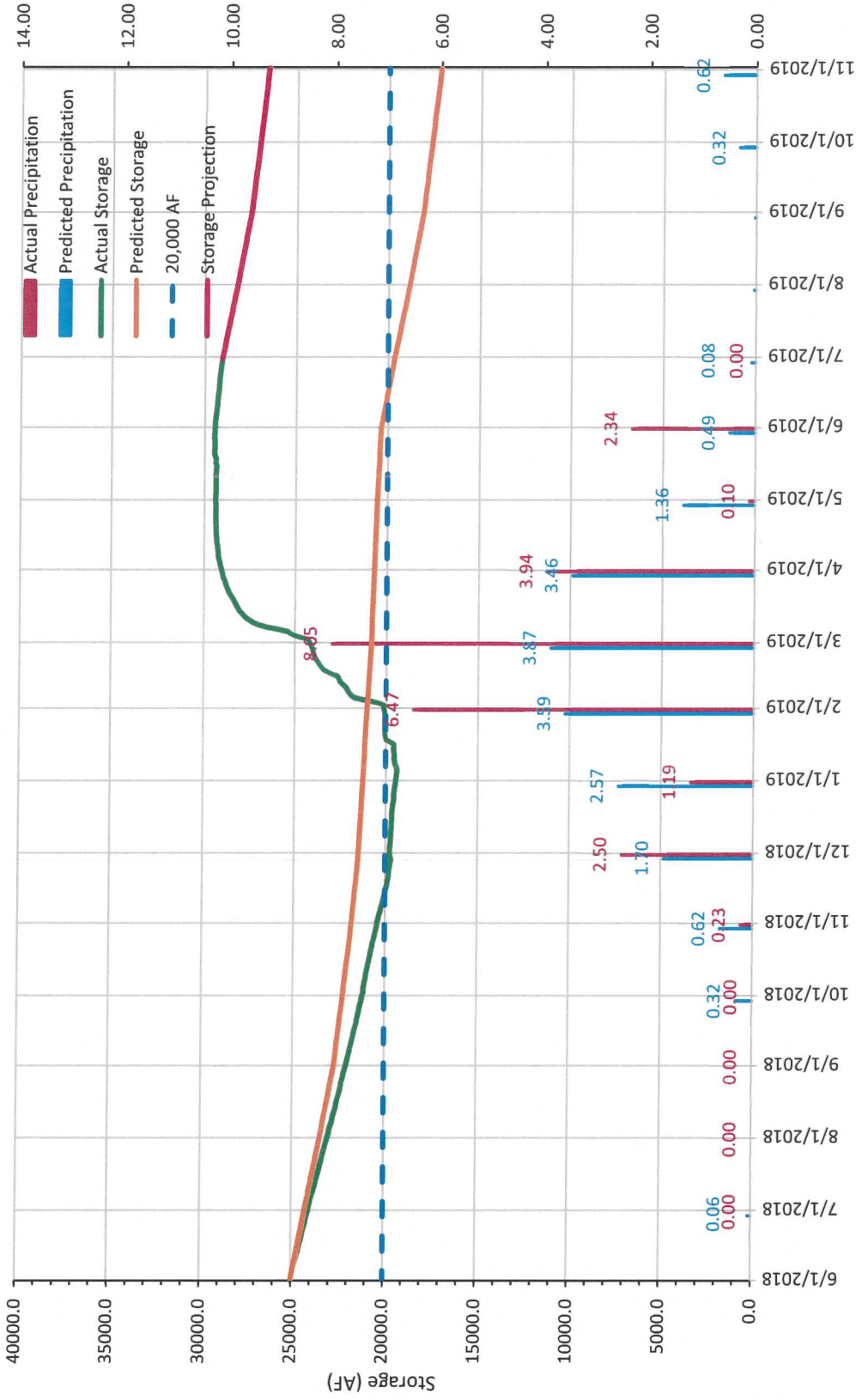


"Year to Date" is January to present for State water, April to present for Lopez deliveries, and July to present for rainfall.

Comments: Available Surplus Water is shown and as designated per BOS May 14, 2019 Declaration of Surplus Water. Beginning with July report, Surplus water shown will be amount purchased by each agency.

1) Oceano supplied State Water to Canyon Crest via Arroyo Grande's Edna turn out. A total of 2.25 AF delivered to Canyon Crest was added to Oceano's State Water usage this month and 2.25 AF was subtracted from Arroyo Grande's usage this month.

LOPEZ RESERVOIR STORAGE PROJECTION



Note:

- Storage projection is based on predicted rainfall from longrangeweather.com, historic inflow based on predicted rainfall, 18-19 downstream release requests, and municipal usage.



ZONE 3 Lopez Project

San Luis Obispo County Flood Control and Water Conservation District

TO: Zone 3 Advisory Committee

FROM: David Spiegel, PE

DATE: July 10, 2019

SUBJECT: Zone 3 Projects Update

Project Updates:

- Spillway Assessment
 - DSOD is reviewing assessments on a priority basis and will update the District on their progress
 - Geotechnical and structural testing will be scheduled following DSOD approval of assessment and recommendations

- Lopez Dam and Terminal Dam Hazard Classification
 - Emergency Action Plans and Inundation Maps have been resubmitted to DSOD with applicable corrections

- Structural Assessment of Terminal Reservoir Dam
 - The Consultant Yeh and Associates has been contracted to do the geotechnical work on the dam
 - The permit application has been submitted to DSOD

- Fault Zone Risk Assessment for Dam Left Abutment
 - Getting quotes for risk assessment

- Lopez WTP Safety Upgrades
 - Determining scope of membrane building safety upgrades

- Domestic and Fire Tank (No Change)
 - Domestic tank repairs to be completed first ~\$80k-\$100k
 - Options and costs for alternatives for Fire tank repairs is in preparation

- Lopez Leach Field Replacement
 - Ormonde Backhoe Service, Inc. is contracted for the work
 - Building permit is in progress

- Cathodic Protection Survey
 - Corrosion Protection Services is contracted for the work
 - Initial site investigations and testing has been completed



ZONE 3 Lopez Project

San Luis Obispo County Flood Control and Water Conservation District

- Equipment Storage Building
 - Scoping new location
 - Requesting quotes for new building design

Upcoming Projects:

- Ammonia Analyzer #2
- Improved Boat Access
- Remove Wall between Sludge Beds 3 and 4

Completed Projects

- Replaced sludge bed #1 underdrain system
- Rebuild membrane feed pump
- Existing Bypass Pipeline Condition Assessment
- Sludge Bed Cleanout Repair – 4 total
- Turnout SCADA Project
- Sludge Repair on Bed 4A
- Pressure Transducers
- Turnout Flow Meters
- Static Mixer
- Lopez WTP Safety Upgrades
 - Safety Railings and Catwalks installed



ZONE 3 ADVISORY COMMITTEE

San Luis Obispo County Flood Control and Water Conservation District

TO: Honorable Board of Supervisors
FROM: Zone 3 Advisory Committee
DATE: July 10, 2019
SUBJECT: Zone 3 Letter of Support for a Cloud Seeding Program in the Lopez Watershed

Honorable Board of Supervisors,

This letter is to express the support of the Zone 3 Advisory Committee (Committee) for pursuing a cloud seeding program in the Zone 3 Lopez Watershed and to request the Board of Supervisors certify the Mitigated Negative Declaration of the Cloud Seeding Program and direct staff to implement the Zone 3 cloud seeding program.

On November 15 and November 29, 2018, the Committee met and deliberated a cloud seeding program for the Zone 3 watershed. After having an opportunity to review several technical reports and talk with technical experts implementing the program in Santa Barbara County, the Committee unanimously adopted a motion to pursue an aircraft only cloud seeding program for the winter of 2018/19. Unfortunately, there was not enough time for the County to certify the Mitigated Negative Declaration for the project and get the contract in place to implement the program for the winter of 2018/19. The Zone 3 Technical Advisory Committee and the Committee recommended including \$300,000 (which was approved) for the cloud seeding program in their FY 2019/20 budget and continues to support implementing the program in the Zone 3 watershed.

The Zone 3 Advisory Committee unanimously supports the implementation of a cloud seeding program and recommends the Board of Supervisors certify the Mitigated Negative Declaration and direct staff to implement the program in the Zone 3 watershed.

Respectfully,

Jim Garing, PE, Chair
Member at Large
Zone 3 Advisory Committee

2019-20 WATER AND WASTEWATER RATE STUDY

INFORMATION REQUEST

Avila Beach Community Services District

Billing Information

1. Information from the billing system is requested for fiscal years 2013-14, 2014-15, 2015-16, 2016-17, and FY 2017-18 for water and wastewater customers.

An example of the information requested is attached. Each line item in the example represents one account/meter.

The information should include the number of current active accounts by rate code for the water and wastewater customers. Residential accounts should be listed by type such as single family, multifamily, mobile home, RV space, condo, etc. if distinguished in this manner in the billing system.

Within each Residential classification, the number of dwelling units attached to each account should also be stated separately. If Commercial and other classifications are charged by the unit, please provide the number of units for these classifications as well.

Additionally, a list of parcels, their size, and any other available attribute information is requested for those parcels within the City limits.

Service Characteristics and Requirements Information

2. Water production delivered into the system for the last five fiscal years stated monthly by source.
3. Wastewater influent flow, BOD, and SS received at the wastewater treatment plant for the last five fiscal years if available.
4. Any recent reports related to the water and wastewater systems and pertinent to the study including, but not limited to, master plans, design reports, City's General Plan, or other study reports.
5. Current capacities of the water and wastewater systems in million gallons per day (mgd). Capacities of the water and wastewater systems in mgd at the end of the Capital Improvement Program (CIP) construction period to account for any system expansion.
6. Any reports describing proposed future development (residential, commercial, industrial, etc.) connecting to the water and wastewater systems.

Plant Investment Information

7. Detailed list of fixed assets of the water and wastewater utility systems as of the latest fiscal year. The fixed assets should be listed by subgroup for each utility, if available.

For example, for the water utility, subgroups would include source of supply, source of supply pumping, treatment plant, storage, booster pumping, transmission, distribution, meters and services, buildings/structures, and administration.

For the wastewater utility, subgroups may include laterals, collectors, trunks, lift stations, treatment plant, disposal, buildings/structures, and administration.

Each line item should include description of the asset, location, sizes, length of pipe, year of installation, original cost, accumulated depreciation, and applicable depreciation rate.

8. Count of public fire hydrants and count of private fire connections by size.
9. Listing of water and wastewater utility proposed capital improvement program (CIP) projects for the next five fiscal years that agrees with available master plans.

Financial Information

10. Debt service schedules on all outstanding debt issues, whose debt service is paid from water and wastewater utility revenues, stated separately.
11. Copies of Installment Sale Agreements related to the debt issues in Item 10 above.
12. Official Statements for any revenue bonds issued for the water and wastewater utilities.
13. Annual audits for the last five fiscal years.
14. Historical line item revenue and expense detail of the water, wastewater, and storm water operating and capital funds for the last five fiscal years.
15. FY 2018-19 Water and Wastewater Budget with line item revenue and expense detail.

Ordinances, Policy, and Other Information

16. Copies of any relevant ordinances or resolutions that are applicable, pertinent, or useful to the rate study including current water and wastewater rate schedules, miscellaneous fees, and capacity charges.
17. Water and wastewater written or adopted Financial and Reserve Policies including debt service coverage ratios and specific reserves.
18. Any existing contracts with special or wholesale customers for water or wastewater service.



COUNTY OF SAN LUIS OBISPO

MEMORANDUM

From: Guy Savage, Assistant County Administrative Officer
James Hamilton, Auditor-Controller-Treasurer-Tax Collector

Date: July 19, 2019

Subject: Approach to disbursement of Senate Bill 1090 funds

Dear Sir/Madam,

Your organization was identified as a recipient of settlement funds from Senate Bill 1090 (SB 1090). The amount identified for your organization can be found in Attachment A. Given that the County of San Luis Obispo anticipates receiving the first installment of Essential Services Mitigation Funds (ESMF) and the remaining allotment of Economic Development Funds (EDF) later this calendar year, we wanted to let you know how we intend to address their disbursement. Should your organization wish an alternative approach, please contact one of the undersigned immediately.

Essential Services Mitigation Funds (ESMF)

The County intends to transmit these funds to receiving agencies along with your monthly distribution of taxes/assessment collections. The additional funds will be separately called-out on the routine monthly remittance advice documents you already receive.

As shown in Attachment A, plans originally called for the disbursement of \$75 million in nine annual payments of \$8,333,333.33 beginning in 2017. Following the passage of SB 1090 in 2018, the disbursement schedule was reworked to include a \$18.75 million payment in 2019, followed by six annual payments of \$9,375,000. In other words, your organization will continue to receive the amount originally identified, just on a different schedule.

County of San Luis Obispo Government Center


1055 Monterey St., Ste. D430 | San Luis Obispo, CA 93408 | (P) 805-781-5011 | (F) 805-781-5023
admin@co.slo.ca.us | slocounty.ca.gov

Economic Development Funds (EDF)

The County intends to transmit these funds to agencies, as identified in Attachment A, via normal ACH procedures within ten (10) business days of receipt. Funds will be sent separate from normal tax distributions.

As noted above, the County will automatically disburse the funds without direct intervention by you. Where specific, alternative arrangements have already been made, those arrangements will be left in place. Should your organization wish to receive the funds through an alternative method, please contact one of the undersigned.

Sincerely,



Guy W. Savage
Assistant County Administrative Officer



James W. Hamilton
Auditor-Controller-Treasurer-Tax Collector

Attachments:

Attachment A – Revised Settlement Disbursement Schedule

Cc:

File
Wade Horton, County Administrative Officer
Rita Neal, County Counsel

County of San Luis Obispo Government Center

1055 Monterey St., Ste. D430 | San Luis Obispo, CA 93408 | (P) 805-781-5011 | (F) 805-781-5023
admin@co.slo.ca.us | slocounty.ca.gov

Attachment A
Distribution of the Essential Services Mitigation Fund

Schedule 1 Agency	Original Payment Schedule		New Payment Schedule		
	75 Million 9 Annual Payments of \$8,333,333.33	Total Payments	New First Payment	New Annual Payment	New Total Payments
			\$ 18,750,000	\$ 9,375,000	\$ 75,000,000
County of San Luis Obispo – General Fund	\$ 3,106,644.19	\$ 27,959,797.72	\$ 6,989,949.43	\$ 3,494,974.72	\$ 27,959,797.72
Roads	\$ 130,559.76	\$ 1,175,037.84	\$ 293,759.46	\$ 146,879.73	\$ 1,175,037.84
Air Pollution Control District	\$ 13,202.49	\$ 118,822.41	\$ 29,705.60	\$ 14,852.80	\$ 118,822.41
San Luis Obispo County Library	\$ 223,570.15	\$ 2,012,131.35	\$ 503,032.84	\$ 251,516.42	\$ 2,012,131.35
Garden Farms Water	\$ 273.50	\$ 2,461.50	\$ 615.38	\$ 307.69	\$ 2,461.50
Santa Maria Valley Water Conservation District	\$ 356.23	\$ 3,206.07	\$ 801.52	\$ 400.76	\$ 3,206.07
Cambria Community Hospital	\$ 2,823.44	\$ 25,410.96	\$ 6,352.74	\$ 3,176.37	\$ 25,410.96
Cayucos Sanitary District	\$ 4,030.04	\$ 36,270.36	\$ 9,067.59	\$ 4,533.80	\$ 36,270.36
City of Arroyo Grande	\$ 30,202.90	\$ 271,826.10	\$ 67,956.53	\$ 33,978.26	\$ 271,826.10
City of Atascadero (including sanitation)	\$ 40,440.60	\$ 363,965.40	\$ 90,991.35	\$ 45,495.68	\$ 363,965.40
City of Grover Beach	\$ 12,615.28	\$ 113,537.52	\$ 28,384.38	\$ 14,192.19	\$ 113,537.52
City of Morro Bay	\$ 104,716.70	\$ 942,450.30	\$ 235,612.58	\$ 117,806.29	\$ 942,450.30
City of Paso Robles	\$ 40,387.74	\$ 363,489.66	\$ 90,872.42	\$ 45,436.21	\$ 363,489.66
City of Pismo Beach	\$ 20,581.13	\$ 185,230.17	\$ 46,307.54	\$ 23,153.77	\$ 185,230.17
City of San Luis Obispo	\$ 76,962.63	\$ 692,663.67	\$ 173,165.92	\$ 86,582.96	\$ 692,663.67
Cachuma Resource Conservation District	\$ 210.29	\$ 1,892.61	\$ 473.15	\$ 236.58	\$ 1,892.61
Port San Luis Harbor District	\$ 170,300.53	\$ 1,532,704.77	\$ 383,176.19	\$ 191,588.10	\$ 1,532,704.77
California Valley Community Services District	\$ 1,330.71	\$ 11,976.39	\$ 2,994.10	\$ 1,497.05	\$ 11,976.39
Nipomo Community Services District	\$ 3,608.31	\$ 32,474.79	\$ 8,118.70	\$ 4,059.35	\$ 32,474.79
Cambria Community Services District	\$ 13,658.70	\$ 122,928.30	\$ 30,732.08	\$ 15,366.04	\$ 122,928.30
San Simeon Acres Community Services District	\$ 667.65	\$ 6,008.85	\$ 1,502.21	\$ 751.11	\$ 6,008.85
Templeton Community Services District	\$ 5,235.49	\$ 47,119.41	\$ 11,779.85	\$ 5,889.93	\$ 47,119.41
Nipomo Sewer Maintenance	\$ 103.42	\$ 930.78	\$ 232.70	\$ 116.35	\$ 930.78
Nipomo Drain Maintenance	\$ 103.42	\$ 930.78	\$ 232.70	\$ 116.35	\$ 930.78
Linne Community Services District	\$ 119.51	\$ 1,075.59	\$ 268.90	\$ 134.45	\$ 1,075.59
Grover City Street Light District #1	\$ 2,962.49	\$ 26,662.41	\$ 6,665.60	\$ 3,332.80	\$ 26,662.41
San Luis Obispo County Flood Control District	\$ 32,067.95	\$ 288,611.55	\$ 72,152.89	\$ 36,076.44	\$ 288,611.55
Nacimiento Water Services District	\$ 39,975.20	\$ 359,776.80	\$ 89,944.20	\$ 44,972.10	\$ 359,776.80
Flood Control Zone 1	\$ 998.60	\$ 8,987.40	\$ 2,246.85	\$ 1,123.43	\$ 8,987.40
Flood Control Zone 1A	\$ 104.57	\$ 941.13	\$ 235.28	\$ 117.64	\$ 941.13
Flood Control Zone 3	\$ 1,807.60	\$ 16,268.40	\$ 4,067.10	\$ 2,033.55	\$ 16,268.40
Flood Control Zone 9	\$ 3,776.08	\$ 33,984.72	\$ 8,496.18	\$ 4,248.09	\$ 33,984.72
County Waterworks No. 8	\$ 344.74	\$ 3,102.66	\$ 775.67	\$ 387.83	\$ 3,102.66
Nipomo Lighting District	\$ 241.32	\$ 2,171.88	\$ 542.97	\$ 271.49	\$ 2,171.88
San Miguel Community Services District - Lighting	\$ 613.64	\$ 5,522.76	\$ 1,380.69	\$ 690.35	\$ 5,522.76
County Service Area # 23(former Santa Margarita Lighting)	\$ 227.53	\$ 2,047.77	\$ 511.94	\$ 255.97	\$ 2,047.77
County Service Area #1	\$ 65.50	\$ 589.50	\$ 147.38	\$ 73.69	\$ 589.50
County Service Area #1 Zone A	\$ 280.39	\$ 2,523.51	\$ 630.88	\$ 315.44	\$ 2,523.51
County Service Area #1 Zone B	\$ 143.64	\$ 1,292.76	\$ 323.19	\$ 161.60	\$ 1,292.76
County Service Area #1 Zone C	\$ 52.86	\$ 475.74	\$ 118.94	\$ 59.47	\$ 475.74
County Service Area #1 Zone D	\$ 212.59	\$ 1,913.31	\$ 478.33	\$ 239.16	\$ 1,913.31
County Service Area #7	\$ 288.43	\$ 2,595.87	\$ 648.97	\$ 324.48	\$ 2,595.87
County Service Area #7 Zone A	\$ 1,184.77	\$ 10,662.93	\$ 2,665.73	\$ 1,332.87	\$ 10,662.93
County Service Area #7 Zone B	\$ 265.45	\$ 2,389.05	\$ 597.26	\$ 298.63	\$ 2,389.05
Los Osos Community Services District Zone A	\$ 2,022.49	\$ 18,202.41	\$ 4,550.60	\$ 2,275.30	\$ 18,202.41
Los Osos Community Services District Zone B	\$ 11,629.32	\$ 104,663.88	\$ 26,165.97	\$ 13,082.99	\$ 104,663.88
Los Osos Community Services District Zone C	\$ 116.06	\$ 1,044.54	\$ 261.14	\$ 130.57	\$ 1,044.54
Los Osos Community Services District Zone F	\$ 66.65	\$ 599.85	\$ 149.96	\$ 74.98	\$ 599.85
County Service Area #10	\$ 998.60	\$ 8,987.40	\$ 2,246.85	\$ 1,123.43	\$ 8,987.40
County Service Area #12	\$ 3,524.42	\$ 31,719.78	\$ 7,929.95	\$ 3,964.97	\$ 31,719.78
County Service Area #16	\$ 217.19	\$ 1,954.71	\$ 488.68	\$ 244.34	\$ 1,954.71
Heritage Community Services District	\$ 1,740.95	\$ 15,668.55	\$ 3,917.14	\$ 1,958.57	\$ 15,668.55
San Miguel Sanitary District	\$ 429.78	\$ 3,868.02	\$ 967.01	\$ 483.50	\$ 3,868.02
Oceano Community Services District	\$ 5,668.72	\$ 51,018.48	\$ 12,754.62	\$ 6,377.31	\$ 51,018.48
Cayucos Fire District	\$ 1,290.49	\$ 11,614.41	\$ 2,903.60	\$ 1,451.80	\$ 11,614.41
San Miguel Community Services District - Fire	\$ 2,090.29	\$ 18,812.61	\$ 4,703.15	\$ 2,351.58	\$ 18,812.61
Santa Margarita Fire District	\$ 887.14	\$ 7,984.26	\$ 1,996.07	\$ 998.03	\$ 7,984.26
Arroyo Grande Cemetery District	\$ 897.48	\$ 8,077.32	\$ 2,019.33	\$ 1,009.67	\$ 8,077.32
Atascadero Cemetery District	\$ 2,489.04	\$ 22,401.36	\$ 5,600.34	\$ 2,800.17	\$ 22,401.36
Cambria Cemetery District	\$ 640.07	\$ 5,760.63	\$ 1,440.16	\$ 720.08	\$ 5,760.63
Cayucos-Morro Bay Cemetery District	\$ 10,058.44	\$ 90,525.96	\$ 22,631.49	\$ 11,315.75	\$ 90,525.96
Paso Robles Cemetery District	\$ 2,978.58	\$ 26,807.22	\$ 6,701.81	\$ 3,350.90	\$ 26,807.22
San Miguel Cemetery District	\$ 611.34	\$ 5,502.06	\$ 1,375.52	\$ 687.76	\$ 5,502.06
Santa Margarita Cemetery District	\$ 707.87	\$ 6,370.83	\$ 1,592.71	\$ 796.35	\$ 6,370.83
Shandon Cemetery District	\$ 480.34	\$ 4,323.06	\$ 1,080.77	\$ 540.38	\$ 4,323.06
Templeton Cemetery District	\$ 674.55	\$ 6,070.95	\$ 1,517.74	\$ 758.87	\$ 6,070.95
Avila Beach County Water District	\$ 31,330.20	\$ 281,971.80	\$ 70,492.95	\$ 35,246.48	\$ 281,971.80
Avila County Water Improvement District #1	\$ 1,341.05	\$ 12,069.45	\$ 3,017.36	\$ 1,508.68	\$ 12,069.45
Coast Unified School District (Cayucos Elem)	\$ 16,515.47	\$ 148,639.23	\$ 37,159.81	\$ 18,579.90	\$ 148,639.23
Coast Unified School District	\$ 54,799.13	\$ 493,192.17	\$ 123,298.04	\$ 61,649.02	\$ 493,192.17

San Luis Coastal Unified School District – Note: For the first 5 distributions \$2,000,000 will be deposited in the District’s Educational Foundation	\$ 4,090,809.51	\$ 36,817,285.60	\$ 9,204,321.40	\$ 4,602,160.70	\$ 36,817,285.60
Total	\$ 8,333,333.33	\$ 75,000,000.00	\$ 18,750,000.00	\$ 9,375,000.00	\$ 75,000,000.00

Distribution of Economic Development Funds

Schedule 2 Agency	\$10 Million \$400,000 Regional \$9.6 Million to cities/county
County of San Luis Obispo-Regional Economic Development	\$ 400,000.00
County of San Luis Obispo	\$ 3,840,000.00
City of Arroyo Grande	\$ 747,422.00
City of Atascadero	\$ 783,106.00
City of Morro Bay	\$ 497,472.00
City of Paso Robles	\$ 1,145,631.00
City of Pismo Beach	\$ 767,028.00
City of San Luis Obispo	\$ 1,819,341.00
Total	\$ 10,000,000.00

Marshall Ochylski, President
Brad Hagemann, Vice-President
Kristen Gelos, Treasurer
Laurie Ion, Secretary
Kristi Dibbern, Assistant



**California Special
Districts Association**

Districts Stronger Together

San Luis Obispo County Chapter

SAVE THE DATE!

September 5, 2019 - Meeting

Welcome – Marshall Ochylski, President
Brad Hagemann, Vice-President

Who: Special District Elected Officials, Staff & Consultants

When: Thursday, September 5, 2019

Time: Noon - 2:00 p.m.

Where: Café Roma – 1020 Railroad Avenue, San Luis Obispo

RSVP: Kristen Gelos at kristen@heritageranchcsd.com

Cost*: \$20/per person in advance (\$30 at the door)


*Mail Checks to Kristen Gelos, CSDA SLO Chapter Treasurer
4870 Heritage Rd. Paso Robles, CA 93446

*Credit Card: Contact Kristen Gelos at (805) 227-6230.

(The Chapter is offsetting a portion of the lunch cost to ensure its affordable for all attendees)

1. Welcome – Self-Introductions
2. Congressman Salud Carbajal – Legislative Update
3. District Updates

Adjournment



July 10, 2019

Avila Beach Community Services District
100 San Luis Street
Avila Beach, CA 93424

SUBJECT: JUNE 2019 MONTHLY FACILITY REPORT FOR THE AVILA BEACH COMMUNITY SERVICES DISTRICT WASTEWATER TREATMENT PLANT, WATER SYSTEM AND COLLECTION SYSTEM

WASTEWATER TREATMENT PLANT

Areas within the wastewater plant that are known to accumulate solids continue to be manually cleaned on a regular basis. The Chlorine Contact Chamber floor is vacuumed out on a weekly basis. These solids, if left to decompose, can have a negative effect on the effluent quality leaving the facility.

WATER SYSTEM

The small water storage tank continues to be used as standby, with FRM staff monitoring the water quality in the tank and flushing as needed. FRM Staff continues to monitor the chlorine residuals and provide additional chlorine as needed.

Staff repaired the cla-val on the tank #2 feed line that was stuck in an open position.

COMPLIANCE RECORD AND PLANT PERFORMANCE


Staff compiled the data to complete the monthly Self-Monitoring Report and Discharge Monitoring Report in California Integrated Water Quality System (CIWQS). Once approved, the reports are uploaded into CIWQS and certified by ABCSD Staff.

Staff updated and submitted the alternatives study data requested by MKN and Associates, Inc.

Plant Design for Influent BOD is 270 mg/L. The permit limit for Effluent TSS and BOD is a Monthly Average of 40 mg/L with a Daily Maximum of 90 mg/L.

Sincerely,

FLUID RESOURCE MANAGEMENT



Carinna Butler
Operations Manager

ATTACHMENTS

- Self-Monitoring Report
- ABCSD Average Daily WWTP Effluent Flow (2017-2019)
- ABCSD Monthly Total WWTP Effluent Flow (2017-2019)
- Port San Luis Monthly Total Flow (2017-2019)
- Monthly Average Influent BOD (2017-2019)
- Monthly Average Effluent BOD (2017-2019)
- Monthly Water Purchased From Lopez (2017-2019)
- ABCSD Monthly Water Sold (2017-2019)

Avila Beach CSD Wastewater Treatment Facility

Monthly report due last day of following month
Annual report due January 30

Month: JUNE 2019

Effluent and Influent Monitoring

Date	Daily Flow (MGD)			Effluent Monitoring		
	Total	Max (gpm)	Avg (gpm)	Biweekly Total Coliform	Biweekly Fecal Coliform	Daily Chlorine Residual
1	0.057421	102	40			<0.02
2	0.058538	97	40			<0.02
3	0.044965	94	31			<0.02
4	0.043565	89	30	7	2	<0.02
5	0.043454	87	30			<0.02
6	0.045812	98	32	<2	<2	<0.02
7	0.053804	103	37			<0.02
8	0.066174	103	46			<0.02
9	0.066501	99	46			<0.02
10	0.055703	112	39			<0.02
11	0.049947	110	35	2	<2	<0.02
12	0.052475	91	37			<0.02
13	0.053925	88	38	2	<2	<0.02
14	0.062612	125	44			<0.02
15	0.072865	110	58			<0.02
16	0.073316	122	51			<0.02
17	0.063987	96	45			<0.02
18	0.056331	97	39	<2	<2	<0.02
19	0.054383	102	38			<0.02
20	0.058513	110	41	<2	<2	<0.02
21	0.067703	106	47			<0.02
22	0.073852	109	51			<0.02
23	0.072480	108	50			<0.02
24	0.059678	94	42			<0.02
25	0.050030	87	35	5	<2	<0.02
26	0.055024	98	38			<0.02
27	0.056127	95	40	<2	<2	<0.02
28	0.067103	105	47			<0.02
29	0.080755	111	56			<0.02
30	0.072297	101	50			<0.02
31						
Min	0.043454	87	30	<2	<2	<0.02
Mean	0.059645	102	42	2	<2	<0.02
Max	0.080755	125	58	7	2	<0.02
Total	1.789340	Effluent daily (dry weather) flow NTE 0.2 MGD (mean).				

Date	Biweekly Effluent BOD (24 HC)	Biweekly Effluent TSS (24 HC)	Biweekly Influent BOD (24 HC)	Biweekly Influent TSS (24 HC)	Monthly Effluent Oil & Grease (Grab)
6/2/19	30	27	330	288	
6/6/19	25	30	281	500	
6/9/19	41	44	189	86	
6/13/19	29	16	345	170	
6/16/19	40	35	173	130	
6/20/19	20	20	294	339	1.7 DNQ
6/23/19	35	3	370	650	
6/27/19	23	19	374	577	
6/28/19	36				
6/30/19	23	17	335	396	
Min	20	3	173	86	1.7 DNQ
Mean	30.2	23.4	299.0	348.4	1.7 DNQ
Max	41	44	374	650	1.7 DNQ
BOD Removal: 89.9%			TSS Removal: 93.3%		

Effluent Monitoring

Date	Weekly Set. Solids (Grab)	Weekly Turbidity (Grab)	Weekly pH (Grab)	Weekly Temp °F (Grab)
6/6/19	<0.1	35.3	6.6	69
6/13/19	<0.1	48.2	6.4	73
6/20/19	<0.1	29.0	6.6	73
6/27/19	0.1	24.6	6.4	73
Min	0.1	24.6	6.4	69
Mean	0.1	34.3	6.5	72.0
Max	0.1	48.2	6.6	73

Effluent Limits

Parameter	Units	Monthly Avg	Weekly Avg	Daily Max
BOD	mg/L	40	60	90
Suspended Solids	mg/L	40	60	90
Oil and Grease	mg/L	25	40	75
Turbidity	NTU	75	100	225
Total Coliform	MPN/100 mL	7 Sample Median: 23		
		More than once in 30 days: 240		
		Daily Maximum: 2,400		
Chlorine Residual	mg/L	6 Month Median: 0.3		1.2
pH	pH units	Between 6.0 - 9.0		
Settleable Solids	mL/L	1.0	1.5	3.0
BOD/TSS Removal	%	≥ 75%	***	***

I certify under penalty of perjury that the foregoing is true and accurate and that the sampling procedure and analysis used are as specified in the Waste Discharge Order for this facility.

Influent Brine Received

Date	Volume (Gallons)
	N/A

Sludge Removal

Date	Gallons
6/10/19	4,500
6/25/19	4,000

SIGNATURE: _____

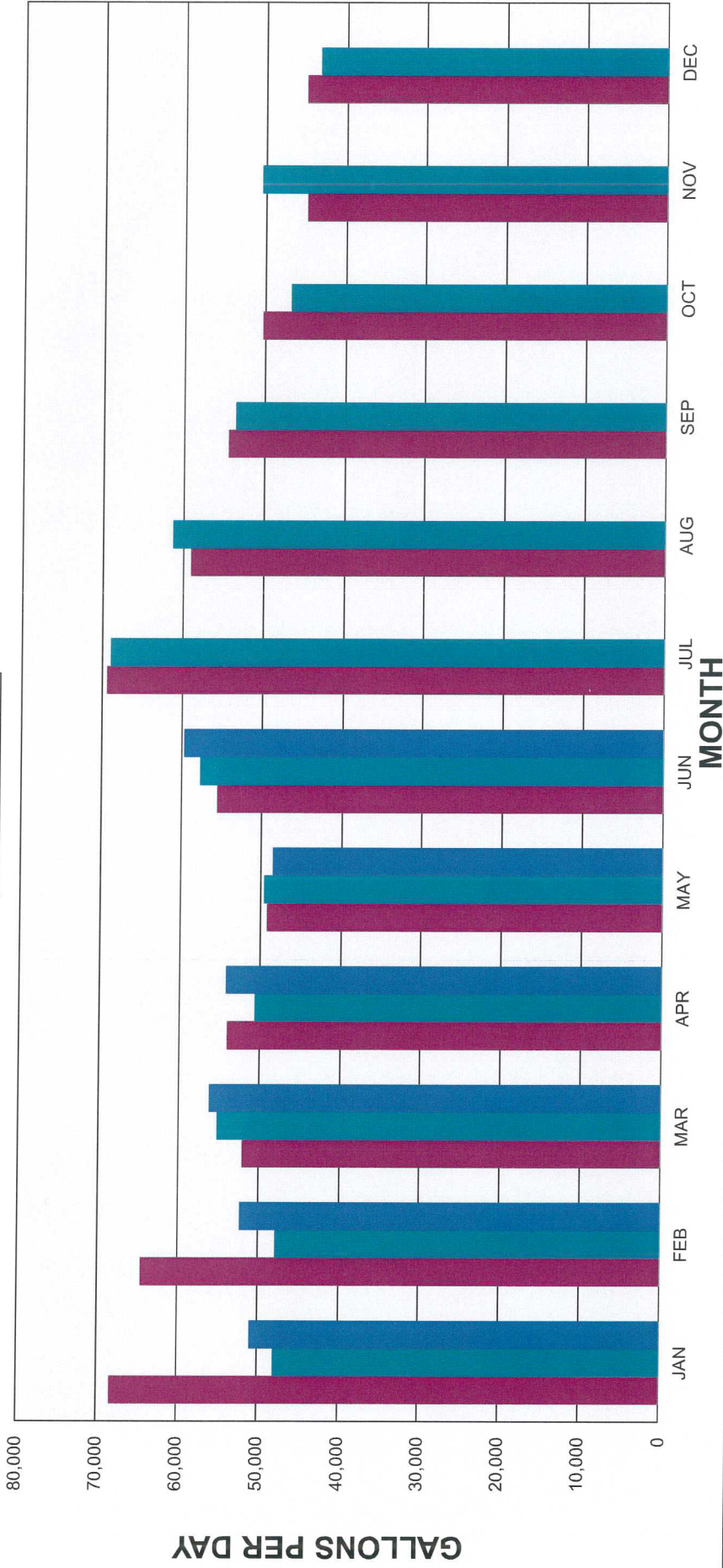
DATE: _____

PRINTED NAME: _____

TITLE: _____

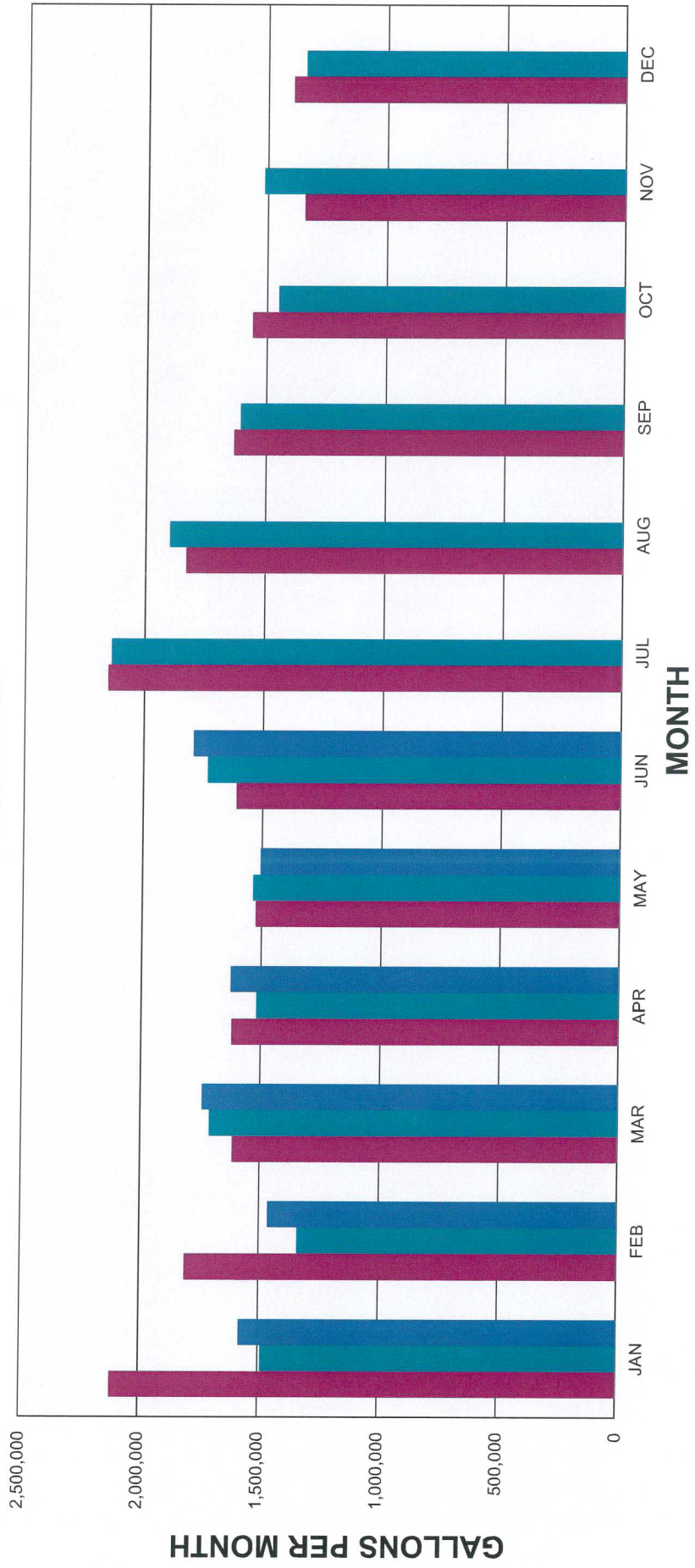
ABCSD AVERAGE DAILY WWTP EFFLUENT FLOW (2017 - 2019)

■ 2017 ■ 2018 ■ 2019



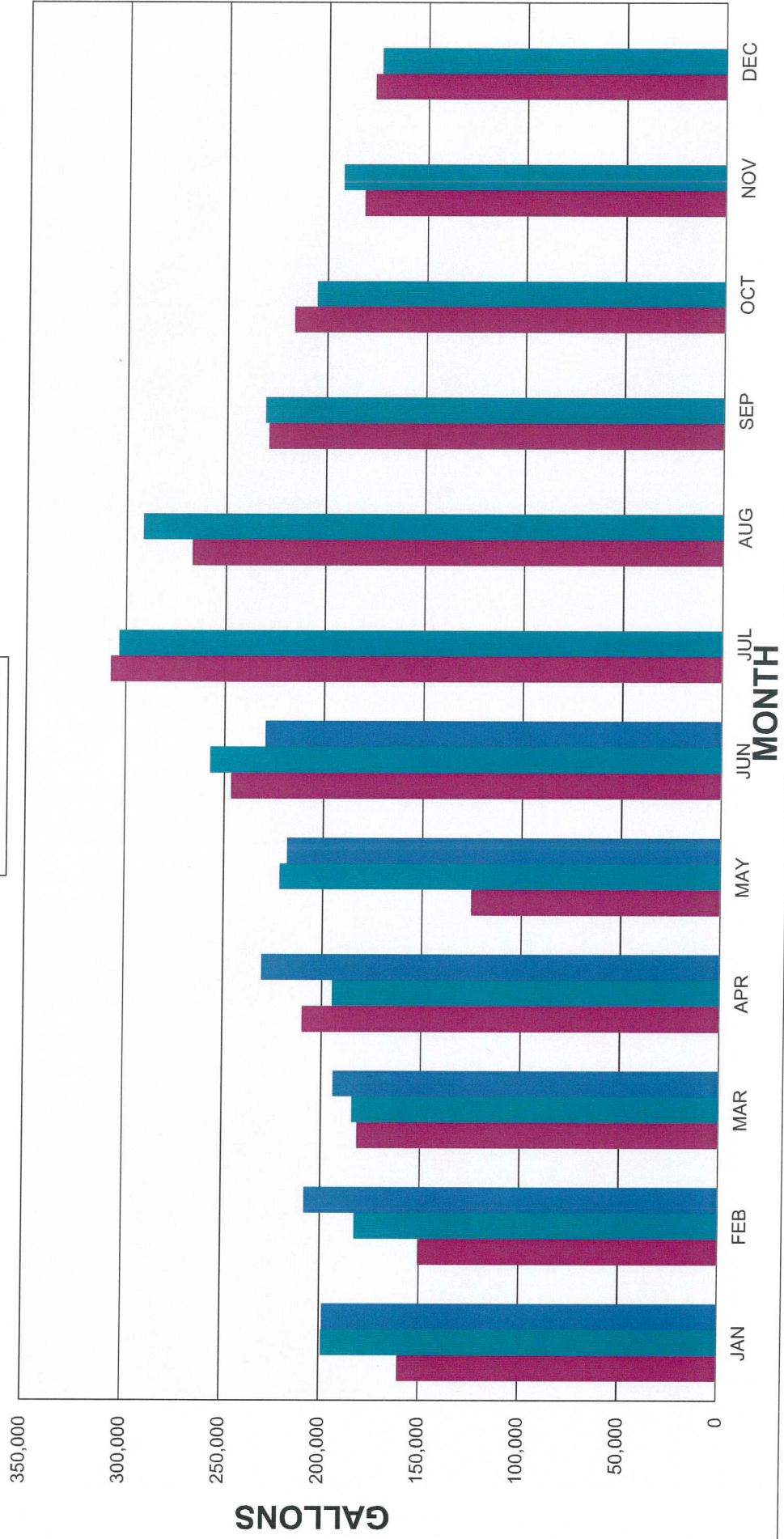
ABCSD MONTHLY TOTAL WWTP EFFLUENT FLOW (2017 - 2019)

■ 2017 ■ 2018 ■ 2019



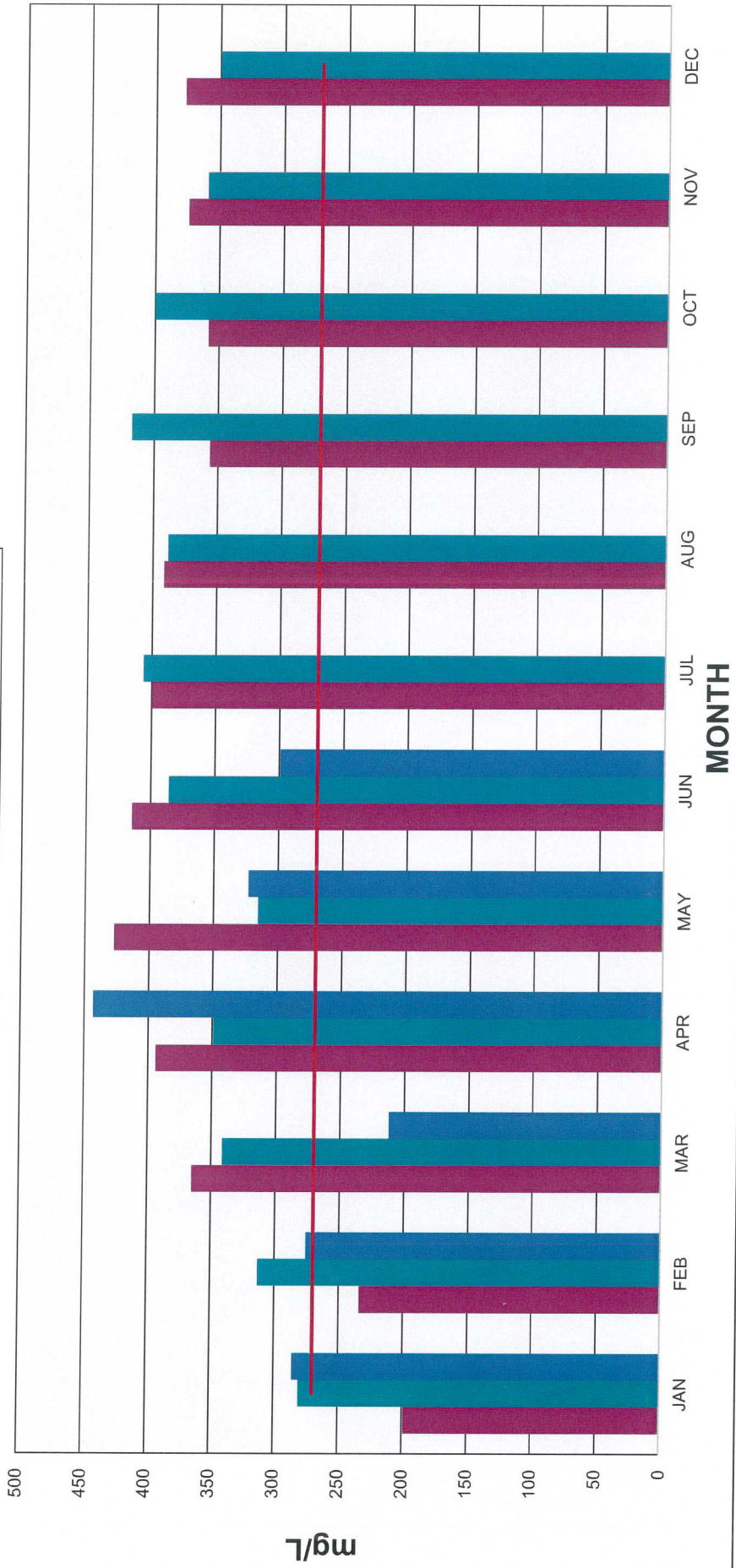
PORT SAN LUIS MONTHLY TOTAL FLOW (2017 - 2019)

■ 2017
 ■ 2018
 ■ 2019



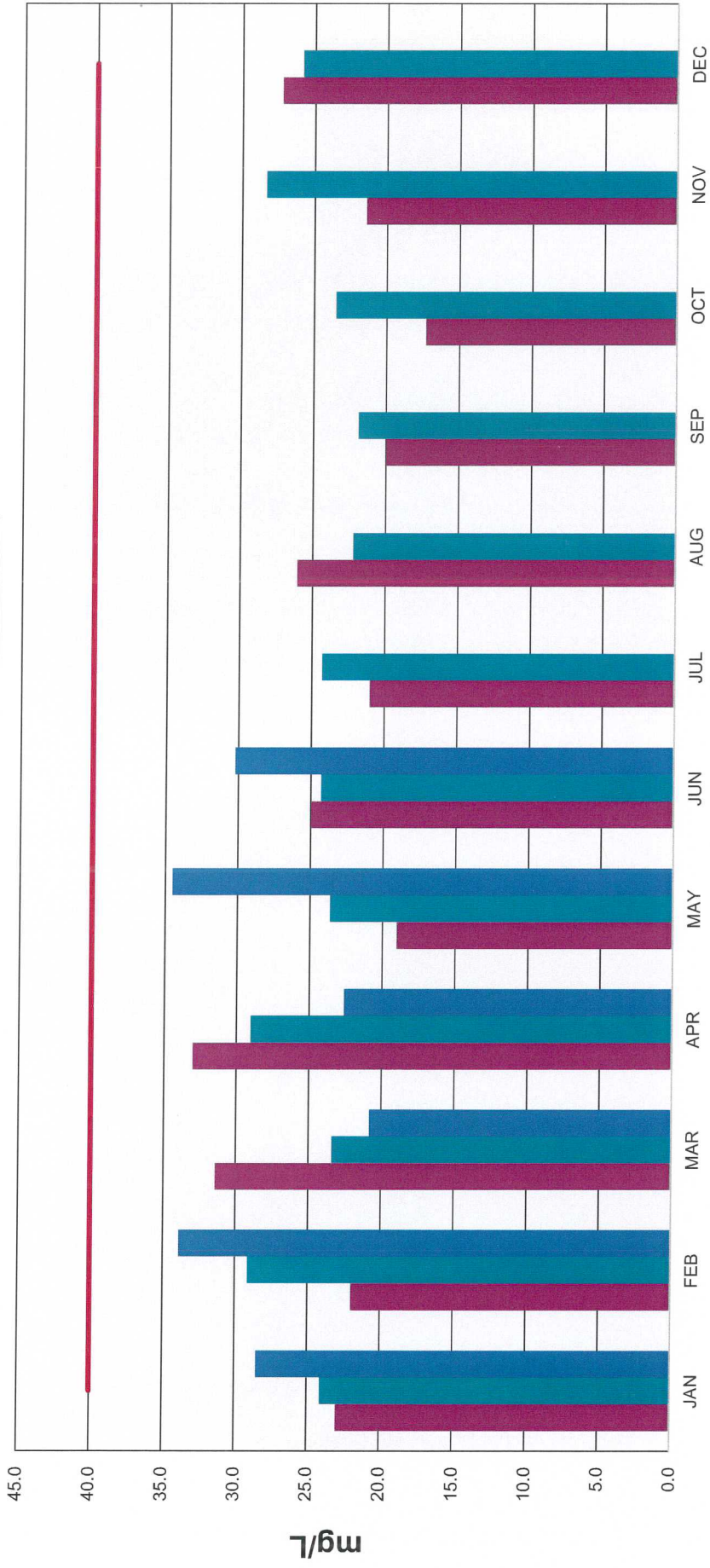
ABCSD MONTHLY AVERAGE INFLUENT BOD (2017 - 2019)

■ 2017
 ■ 2018
 ■ 2019
 — WWTP Design



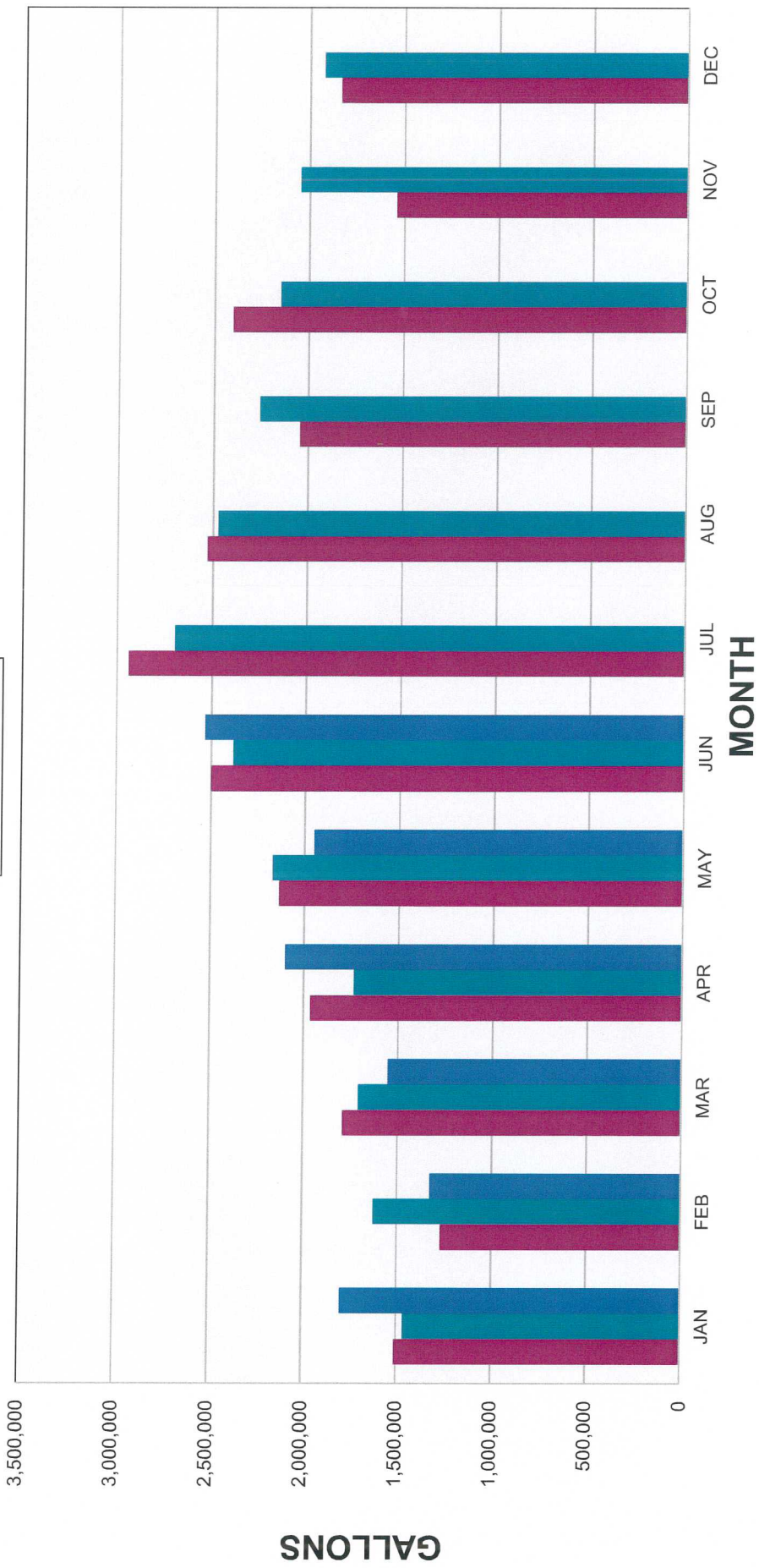
ABCSD MONTHLY AVERAGE EFFLUENT BOD (2017 - 2019)


2017 2018 2019 30 Day Average Limit



ABCSD MONTHLY WATER PURCHASED FROM LOPEZ (2017 - 2019)

■ 2017 ■ 2018 ■ 2019





August 6, 2019

Avila Beach Community Services District
100 San Luis Street
Avila Beach, CA 93424

SUBJECT: JULY 2019 MONTHLY FACILITY REPORT FOR THE AVILA BEACH COMMUNITY SERVICES DISTRICT WASTEWATER TREATMENT PLANT, WATER SYSTEM AND COLLECTION SYSTEM

WASTEWATER TREATMENT PLANT

Areas within the wastewater plant that are known to accumulate solids continue to be manually cleaned on a regular basis. The Chlorine Contact Chamber floor is vacuumed out on a weekly basis. These solids, if left to decompose, can have a negative effect on the effluent quality leaving the facility.

WATER SYSTEM

The small water storage tank continues to be used as standby, with FRM staff monitoring the water quality in the tank and flushing as needed. FRM Staff continues to monitor the chlorine residuals and provide additional chlorine as needed.


COMPLIANCE RECORD AND PLANT PERFORMANCE

Staff compiled the data to complete the monthly Self-Monitoring Report and Discharge Monitoring Report in California Integrated Water Quality System (CIWQS). Once approved, the reports are uploaded into CIWQS and certified by ABCSD Staff.

Plant Design for Influent BOD is 270 mg/L. The permit limit for Effluent TSS and BOD is a Monthly Average of 40 mg/L with a Daily Maximum of 90 mg/L.

Sincerely,

FLUID RESOURCE MANAGEMENT



Carinna Butler
Operations Manager

ATTACHMENTS

- Self-Monitoring Report
- ABCSD Average Daily WWTP Effluent Flow (2017-2019)

- ABCSD Monthly Total WWTP Effluent Flow (2017-2019)
- Port San Luis Monthly Total Flow (2017-2019)
- Monthly Average Influent BOD (2017-2019)
- Monthly Average Effluent BOD (2017-2019)
- Monthly Water Purchased From Lopez (2017-2019)
- ABCSD Monthly Water Sold (2017-2019)

Avila Beach CSD Wastewater Treatment Facility

Monthly report due last day of following month
Annual report due January 30

Date	Daily Flow (MGD)			Effluent Monitoring		
	Total	Max (gpm)	Avg (gpm)	Biweekly Total Coliform	Biweekly Fecal Coliform	Daily Chlorine Residual
1	0.062702	89	44			<0.02
2	0.058532	97	41	17	<2	<0.02
3	0.059500	118	41			<0.02
4	0.074977	111	52	5	<2	<0.02
5	0.080674	119	56			<0.02
6	0.081630	106	57			<0.02
7	0.072141	122	50			<0.02
8	0.058510	90	41			<0.02
9	0.049864	90	35	5	<2	<0.02
10	0.056273	90	39			<0.02
11	0.062490	98	44	9	<2	<0.02
12	0.065268	105	45			<0.02
13	0.074205	113	52			<0.02
14	0.072654	108	51			<0.02
15	0.060987	97	42			<0.02
16	0.056374	94	39	<2	<2	<0.02
17	0.058252	101	41			<0.02
18	0.057851	93	40	2	<2	<0.02
19	0.067295	101	47			<0.02
20	0.073680	109	51			<0.02
21	0.074322	104	52			<0.02
22	0.058094	91	40			<0.02
23	0.059858	93	42	5	<2	<0.02
24	0.060405	92	42			<0.02
25	0.064559	97	45	79	2	<0.02
26	0.067926	95	47			<0.02
27	0.077140	109	54			<0.02
28	0.082485	110	57			<0.02
29	0.068891	101	48			<0.02
30	0.060774	104	44	10	<2	<0.02

Effluent and I

Date	Biweekly Effluent BOD (24 HC)	Biweekly Effluent TSS (24 HC)
7/4/19	15	11
7/7/19	27	23
7/11/19	14	12
7/14/19	20	21
7/18/19	20	20
7/21/19	22	18
7/25/19	17	16
7/28/19	22	14
Min	14	11
Mean	19.6	16.9
Max	27	23
BOD Removal: 93.0%		

Effluent Monit

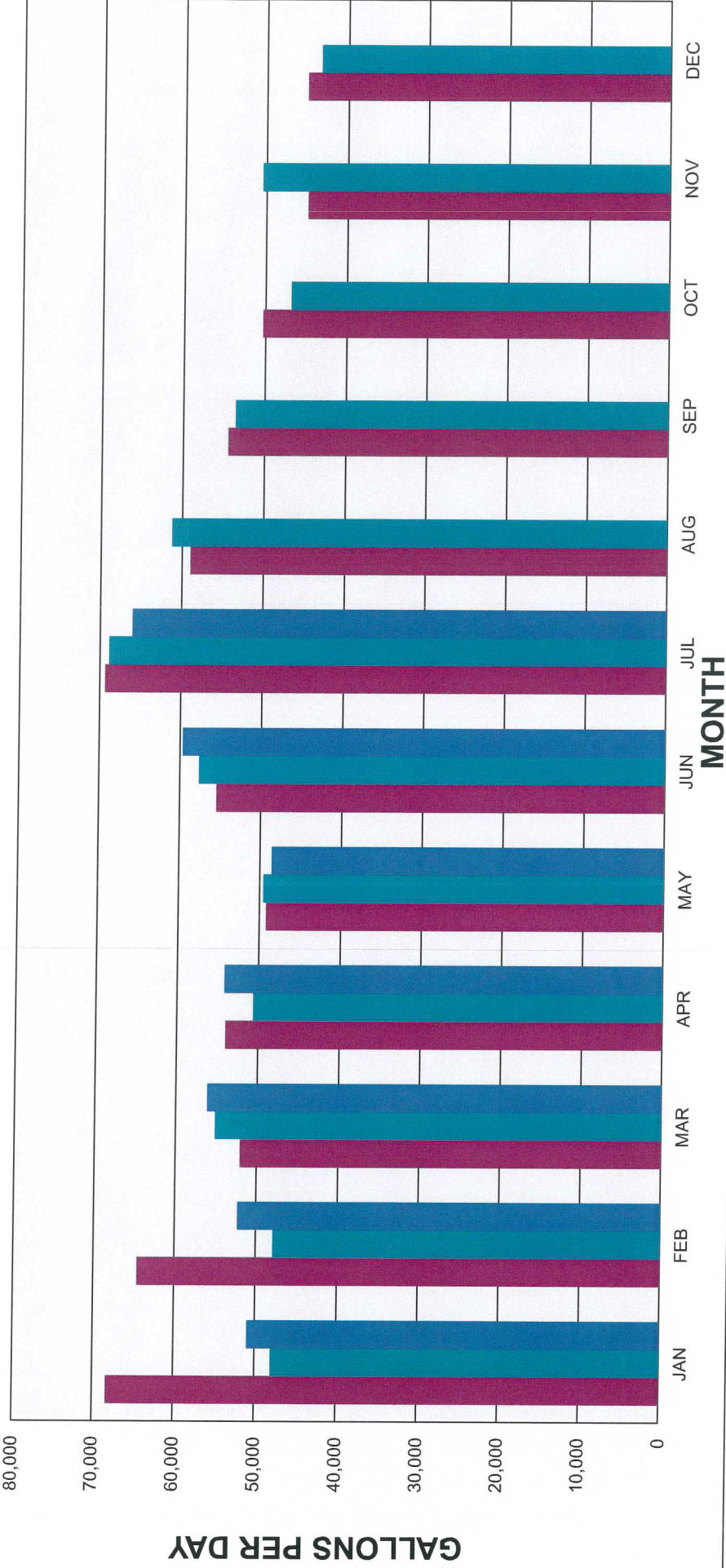
Date	Weekly Set. Solids (Grab)	Weekly Turbidity (Grab)
7/4/19	<0.1	17.7
7/11/19	<0.1	21.0
7/18/19	<0.1	12.2
7/25/19	<0.1	17.9
Min	<0.1	12.2
Mean	<0.1	17.2
Max	<0.1	21.0

Efflu

Parameter	Units
BOD	mg/L
Suspended Solids	mg/L
Oil and Grease	mg/L
Turbidity	NTU

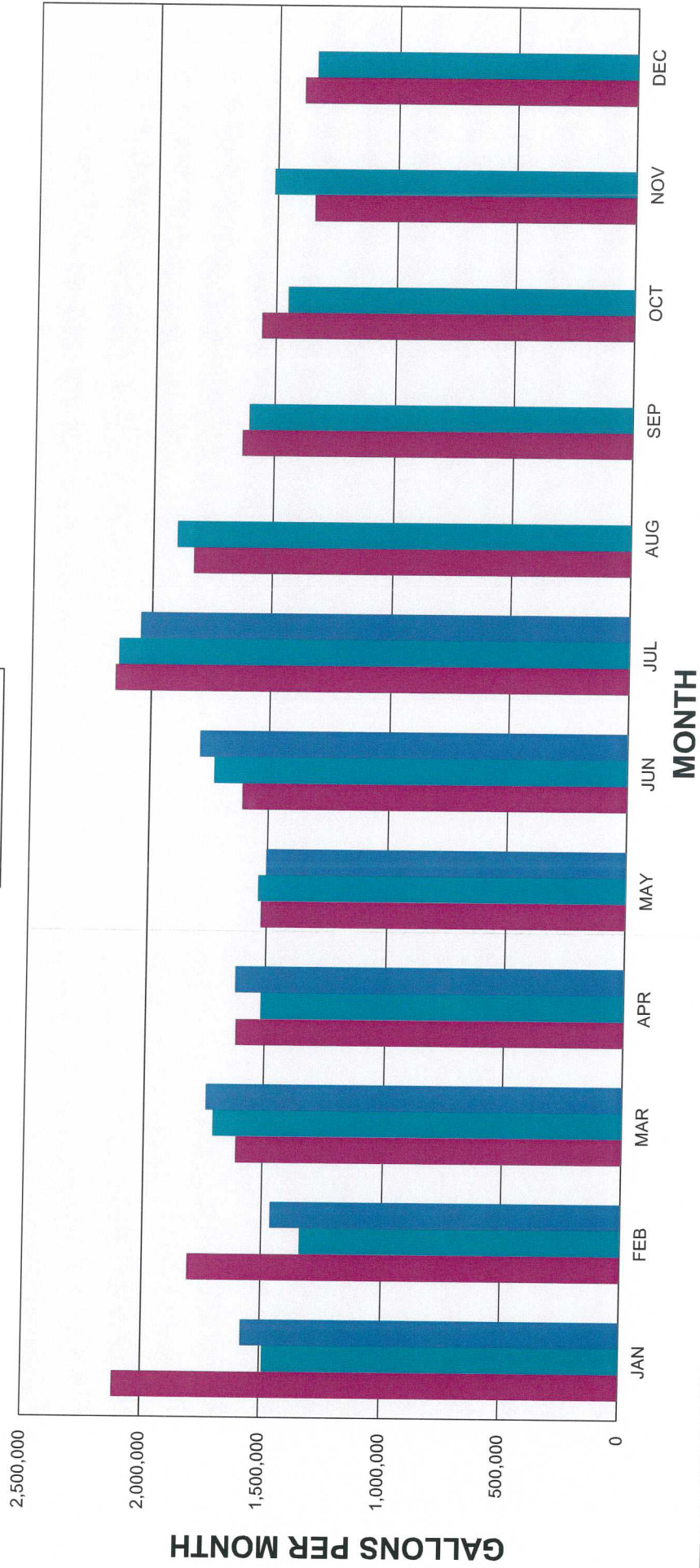
ABCSD AVERAGE DAILY WWTP EFFLUENT FLOW (2017 - 2019)

■ 2017 ■ 2018 ■ 2019



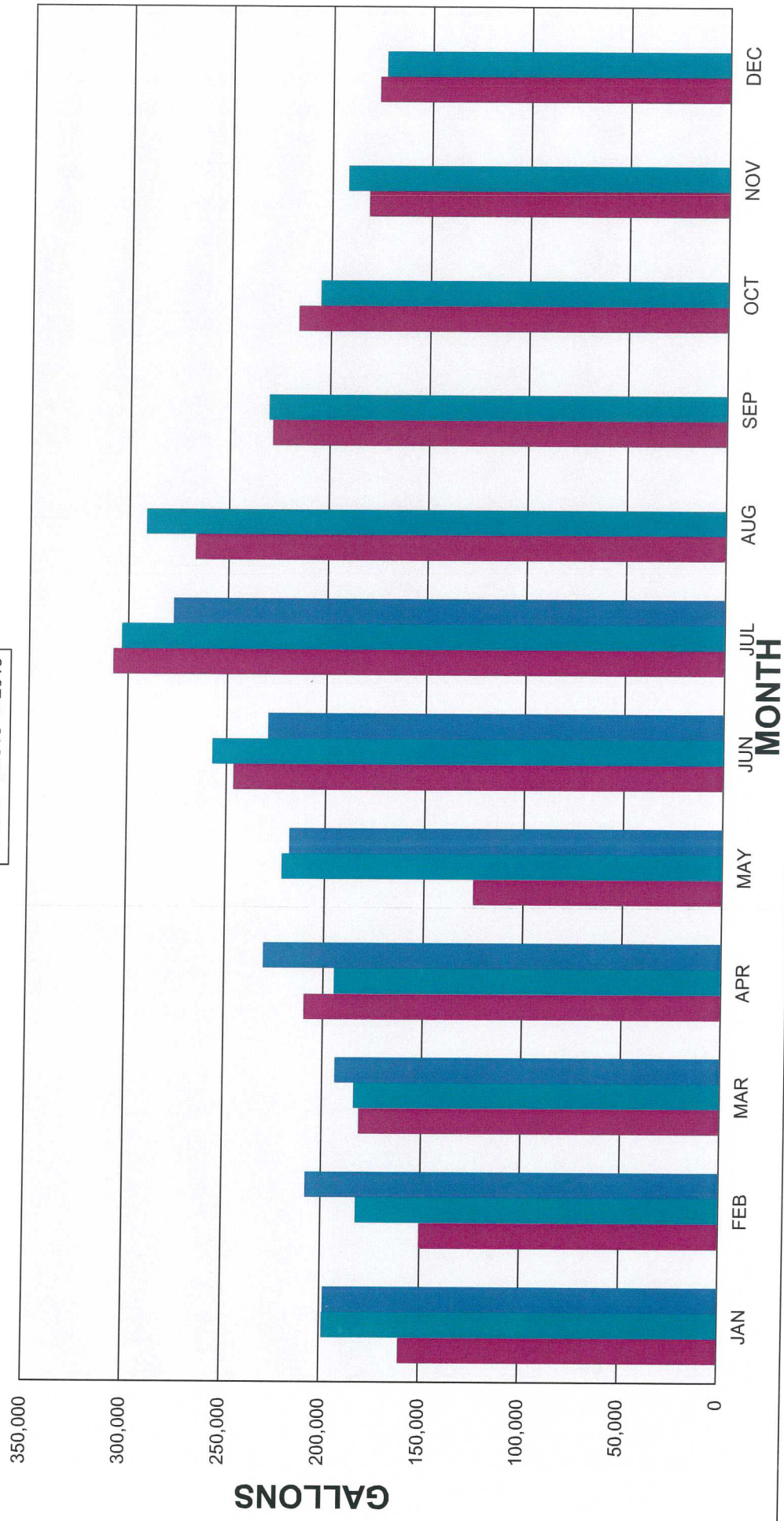
ABCSD MONTHLY TOTAL WWTP EFFLUENT FLOW (2017 - 2019)

■ 2017 ■ 2018 ■ 2019



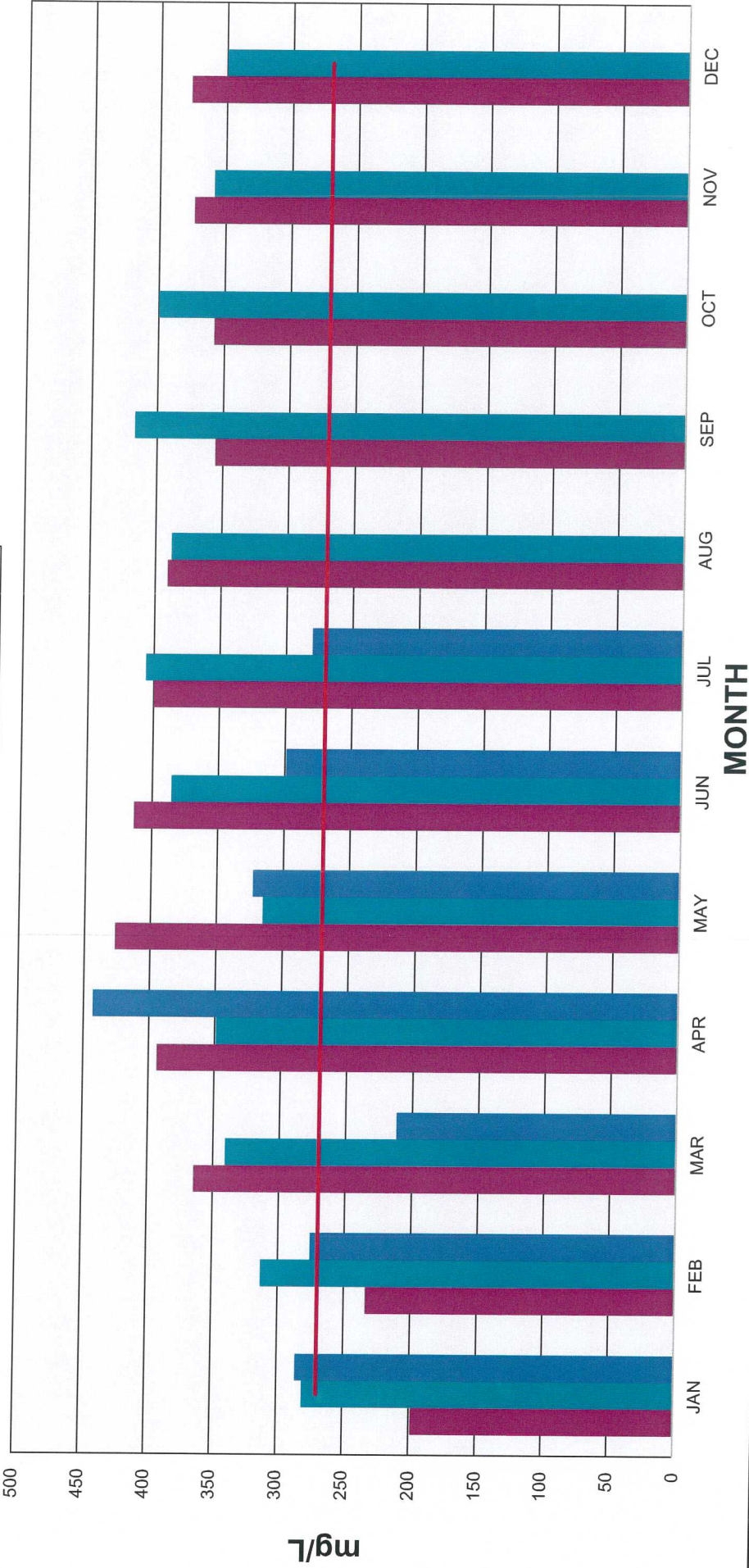
PORT SAN LUIS MONTHLY TOTAL FLOW (2017 - 2019)

■ 2017
 ■ 2018
 ■ 2019



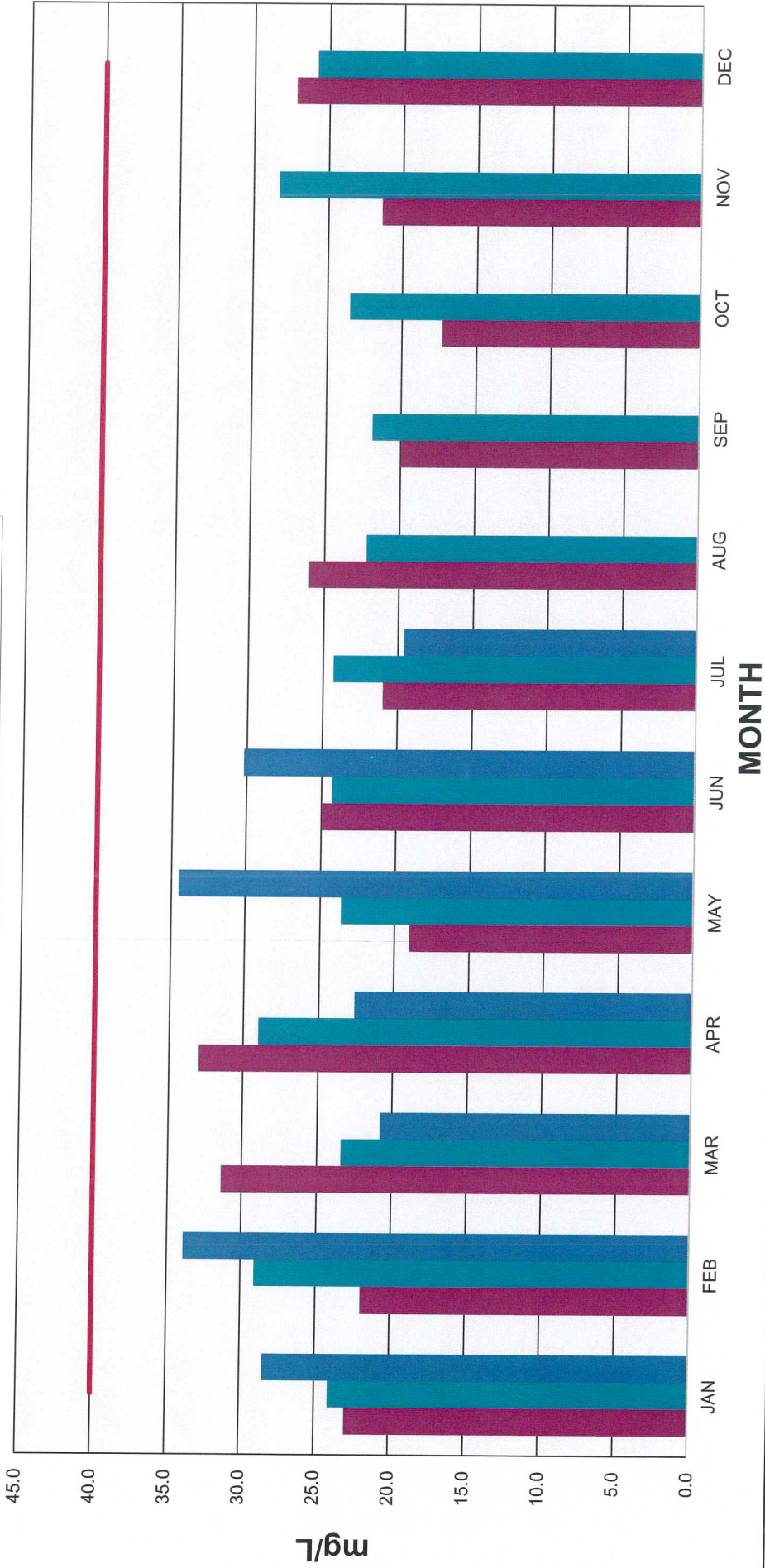
ABCSD MONTHLY AVERAGE INFLUENT BOD (2017 - 2019)

■ 2017
 ■ 2018
 ■ 2019
 — WWTP Design



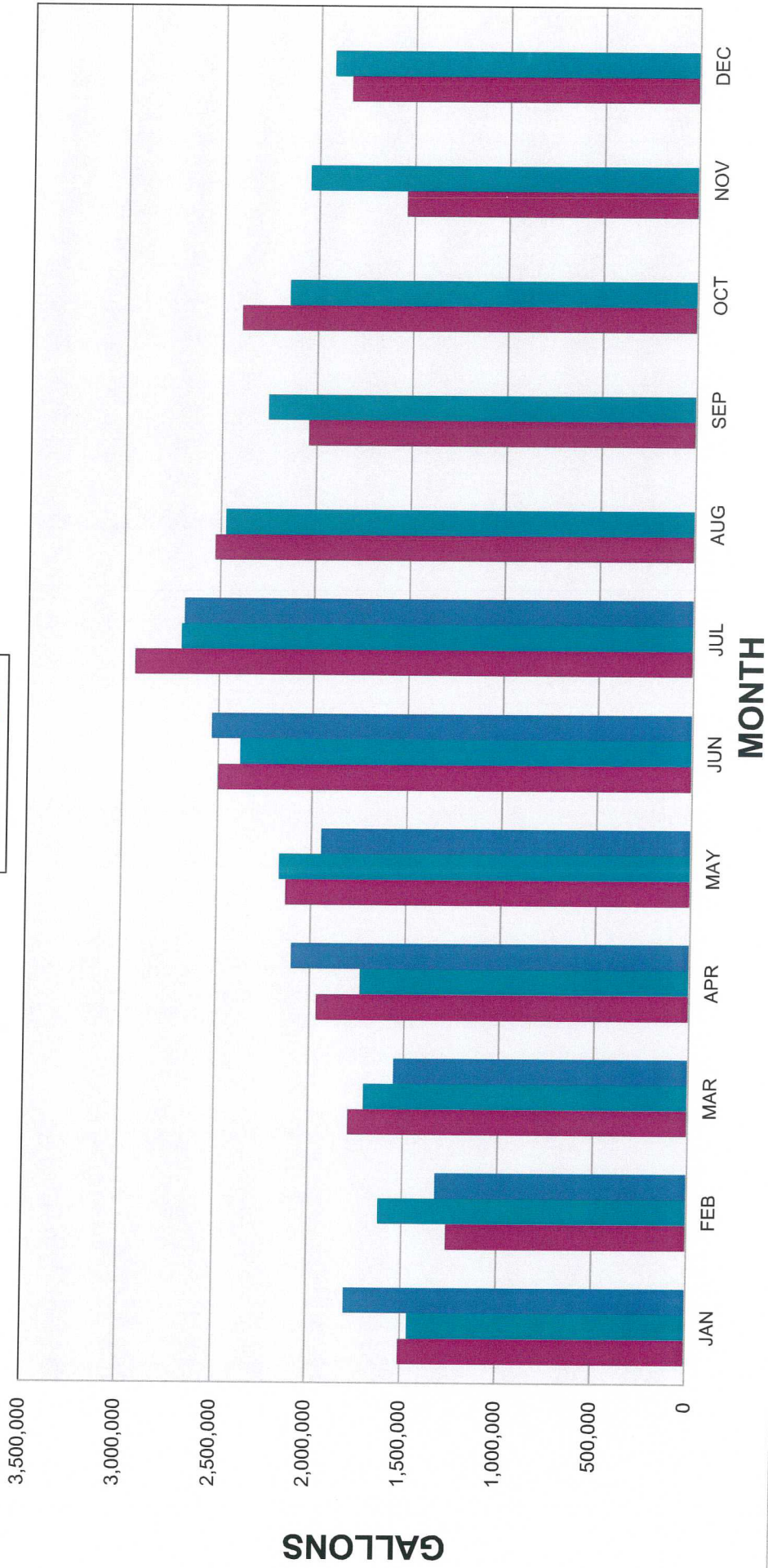
ABCSD MONTHLY AVERAGE EFFLUENT BOD (2017 - 2019)

■ 2017
 ■ 2018
 ■ 2019
 — 30 Day Average Limit



ABCSD MONTHLY WATER PURCHASED FROM LOPEZ (2017 - 2019)

■ 2017 ■ 2018 ■ 2019



ABCSD MONTHLY WATER SOLD (2017 - 2019)

■ 2017 ■ 2018 ■ 2019




AVILA BEACH
COMMUNITY SERVICES DISTRICT

Post Office Box 309, Avila Beach, CA. 93424

MEMORANDUM

TO: Board of Directors

FROM: Brad Hagemann, General Manager 

DATE: August 14, 2019

SUBJECT: Status Report for San Miguel Street Sewer Line Project

Recommendation

Receive staff report and provide direction to staff

Background/Discussion:

In December 2018 the Board awarded a contract to Garing, Taylor and Associates (GTA) to conduct an evaluation of the San Miguel Street sewer line that included flow testing, inflow and infiltration evaluation, smoke testing and video inspections. GTA also provided a physical evaluation of the sewer line and manholes, area water use and lift-station data. Phase II of this preliminary engineering work was to study and provide schematic level design options and associated cost estimates for the sewer line.

At the June, 2019 Board meeting, the District awarded a contract to GTA to prepare a Technical Memo summarizing the options, schematic-level drawings/mark-ups over the existing District sewer atlas plans and associated cost estimates. This information will provide a basis for the appropriate scope of work for the San Miguel Street sewer line repair project. Phase III of this project will be to award a professional services contract for preparation of plans and specifications, bid documents and assistance with awarding a construction contract for the project.


GTA has completed a draft of their Phase II Technical Memorandum (TM). Staff is reviewing the TM and will provide a verbal update on the project and the potential project options and associated cost estimates at the Board meeting. Staff will bring the final TM and a staff recommendation back to the Board at the September Board meeting.

**AVILA BEACH
COMMUNITY SERVICES DISTRICT**

Post Office Box 309, Avila Beach, CA. 93424

MEMORANDUM

TO: Board of Directors

FROM: Brad Hagemann, General Manager 

DATE: August 14, 2019

SUBJECT: Proposed Garbage Rate Increase

Recommendation:

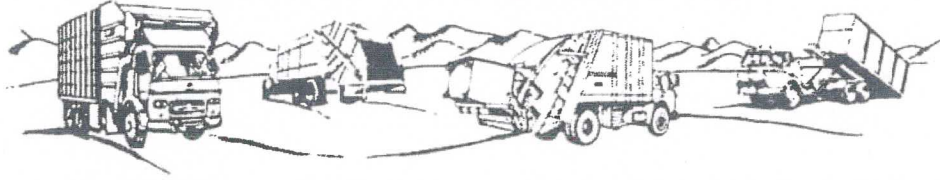
Receive Report and Provide Direction to Staff

Discussion:

This staff report is a follow up to several previous staff reports regarding South County Sanitary Services' (SCSS) request for a rate increase. On September 24, 2018, staff received the initial 2019 Base Year Rate Adjustment Application from Mr. Jeff Smith, District Manager for SCSS. As presented at the October 10, 2018 Board meeting, the initial application requested a 13.36% increase in the waste collection and disposal rates. Several of the larger south county cities retained Mr. William Statler to review the application and provide recommendations. Statler and the agencies have been working with SCSS for the past 8 months clarifying what costs should be appropriately included in the rate increase application. On April 18, 2019 Statler issued a final 42 page report that essentially concluded the financial data from SCSS supported a 10.06% rate increase. SCSS concurred with the results of Statler's report and provided the attached April 22, 2019 letter to the District that included a 4th amended 2019 Base Year Rate Adjustment Application that requested a 10.06% rate increase. The proposed increase will raise monthly rates for one 32 gallon roller cart in the Avila Beach CSD service area from \$18.30 to \$20.14, a total of \$1.84.

SCSS issued a timely Notice for a July 17, 2019, Public Hearing at the CSD Office. However, about seven days before the Hearing, SCSS staff noticed that they had used the incorrect current monthly rates for residential customers in their Notice. Therefore, SCSS requested the District cancel the Hearing and they sent a corrected 45 day Hearing Notice for a Public Hearing on September 12, 2019. The corrected Public Notice is attached to this Staff Report. If the Board approves the new rate at the September 12, 2019 hearing, it will be effective September 1, 2019.

South County Sanitary



4388 Old Santa Fe Road • San Luis Obispo, CA 93401

April 22, 2019

Bradley Hageman
General Manager
Avila Beach, CA

Subject: South County Sanitary 2019 Rate Increase Request

Dear Brad,

It is my pleasure to continue the partnership established many years ago with you and this community. I look forward to the coming years as we work together to improve services, control costs and continue to provide the high quality service our community expects.

As you may be aware, this has been a particularly challenging year financially for collection services as we continue to provide high quality services at reasonable rates. The cost to service trash, recycling and green waste has had significant price pressure these past two years and costs have risen substantially. We are not alone. Water, sewer and electrical rates have increased to higher than ever levels. Everyday items for things like a cup of coffee at Starbucks has increased by 8%, Coca Cola has increased by 5% and Amazon rates for Prime members went up over 20%.

As the local solid waste hauler, we have done an extensive study to understand our costs and make sure they are well managed, while still providing premium service to our customers. In simple terms, this study made it clear that the services we are providing cost more than the rates charged to pay for those services.

As the local solid waste service provider, please remember we are no longer just the garbage company, but also provide recycling and organics (green and food waste) services. Over the years, we've added weekly recycling, green waste, and a growing food waste collection program. Through our partnership with Hitachi Zosan, the first anaerobic digester of its kind in the US went fully operational in January and now converts organics collected from our community into alternative energy. Not only is this facility capturing harmful green house gasses, but this state of the art facility is producing electricity for over 700 homes annually and creating a mulch product that will be placed back in our local agricultural community.

In 2018 and 2019 we have experienced many new pressures that have increased our costs by over \$2 million annually. The largest percentage of this increase is directly related to the challenges in recycling. South County Sanitary Services has partnered with our sister company Cold Canyon Processing to provide some of the lowest cost services in the region and even in the state to process commingled recycling products. A recent letter from Cold Canyon Processing lays out in

greater detail the impact of recycling around the world and how it has forced higher costs here to our local community. Many of the challenges with recycling include the overdue and well-documented global catastrophic recycling market disruption initiated by the Chinese government in late 2017. (See attached letter for more specific detail).

The Chinese ban on mixed recycled material has forced the recovered materials industry to slow down its sort lines and add labor to remove contamination that had crept into the mix over the past two decades. Even with the slowed lines, the reduced demand in China has pushed prices for commodity revenue per ton dramatically downward. Furthermore, there has been a dramatic increase in improper recycling since 2013, with contamination increasing from 9% to 28% of delivered tons. This triple punch of higher costs, lower material pricing, and increased contamination have resulted in an over 700% increase in processing fees since January 2018.

As your hauler, we are committed to continue with upgrading our fleet toward full natural gas powered vehicles. We have purchased 5 new Compressed Natural Gas (CNG) trucks for use in the South County and are close to building a CNG fueling station that will reduce fuel costs in late 2019. This combination not only reduces green house gases produced by operating trucks that pick up solid waste, but makes economical sense for our community by reducing the cost of fuel.


In general operating costs have run higher than the CPI index used in our contract. California law regarding minimum wage increases has added pressure for the average workers wage. Premiums for health care, fuel and other factors continue to increase on average of approx. 3% per year causing continued pressure to our rates

It is well documented that the Solid Waste Industry is the 5th most dangerous job. This is true for numerous reasons. We have mitigated that risk by providing multiple internal programs for training resulting in safer service and safer equipment for our employees and our community with some of the lowest incident rates in the industry. The result of this ongoing effort is reduced risk insurance costs that we can pass on to the rate payer.

We are very pleased to report that even with the many challenges our industry faces after this rate increase our rates will continue to be among the lowest in the region and in some cases the state.

We sincerely appreciate our place in this community and look forward to continuing to provide the highest quality service and the lowest possible rates.

Sincerely,



Jeff Smith
District Manager
South County Sanitary
Waste Connections, Inc.

CC: Dane Johnson

Notice of Public Hearing Regarding Proposed Solid Waste Rate Increase

Property Owners and Tenants - Customers:

This notice has been updated and is intended to inform you that the Avila Beach Community Services District (the "CSD") will hold a special meeting regarding rate increases (the "Proposed Rate Increase") proposed by South County Sanitary Service (the "Garbage Company") for properties and customers receiving solid waste, recycling, and green waste services within the CSD. The Proposed Rate Increase will be considered by the CSD at the date, time, and location specified below. Consistent with the requirements of Proposition 218, this notice also provides you with the following information:

- The Date, Time, and Place of the Public Hearing;
- The Reason for the Proposed Rate Increase; and
- The Basis for the Proposed Rate Increase; and
- The Majority Protest Procedures.

NOTICE OF PUBLIC HEARING

The Public Hearing for the Proposed Rate Increase within the District limits will be held on:

Date: September 12, 2019 **Time:** 12:30 PM

Place: Avila Beach CSD Boardroom located at 100 San Luis Street, Avila Beach, CA

At the Public Hearing, the Avila Beach CSD will consider all public comment in support of and in opposition to the Proposed Rate Increase and whether or not a Majority Protest exists pursuant to the California Constitution (as described below). If approved, the Proposed Rate Increase would become effective on July 1, 2019.

Reason for the Proposed Rate Increase

The Proposed Rate Increase (amounting to an increase of 10.06 percent for solid waste, recycling, and green waste services) is necessary for the Garbage Company to continue to provide safe, environmentally sound, and reliable solid waste, recycling, and green waste collection, transportation and disposal or processing services to the citizens of the District. Several factors have contributed to these increased costs, including, but not limited to: the rising costs associated with the processing of recycling material, increased costs associated with purchase, operation and fuel for vehicles, increased labor costs, and costs associated with the implementation of an Organics Program mandated by California Assembly Bill 1826 (AB 1826). AB 1826 requires local jurisdictions to develop a program to divert organic waste from landfills to an authorized composting facility. Organic waste is food waste, green waste, landscape and pruning waste, and nonhazardous wood waste.

Basis of the Proposed Rate Increase

The total Proposed Rate Increase of 10.06 percent is based on the following cost increases incurred by the Garbage Company:

1. 4.4 percent of the Proposed Rate Increase is based on increased vehicle costs that include costs for new equipment, maintenance of vehicle fleets to stay current with the California Air Resources Board rules and regulations, fuel, and increased labor costs.
2. -3.92 percent of the Proposed Rate is savings based on the net result of improvements in the cost of operations.
3. 3.1 percent of the Proposed Rate Increase is based on the implementation of an Organics Program mandated by the State of California.
4. 6.48 percent of the Proposed Rate Increase is related to the cost to process recyclable materials.

In addition, commencing on January 1, 2020 and January 1, 2021, rates shall be increased based on the following:

1. Increases, if any, in the Consumer Price Index (CPI) for Bureau of Labor Statistics' Consumer Price Index for Urban Consumers based on the All U.S. City Average, Bureau of Labor Statistics for the month of June 2019 for January 1, 2020 and June 2020 for January 1, 2021.
2. Increases of 0.85 percent on January 1, 2020 and 0.82 percent for January 1, 2021 for increases in the cost of landfill disposal.

A copy of the 2019 Base Year Rate Adjustment Application, which provides additional information on the proposed rate increases, is available at the Avila Beach CSD Boardroom located at 100 San Luis St. Avila Beach, CA.

How Do I Protest the Proposed Rate Increase?

Pursuant to Section 6 of Article XIII D of the California Constitution, the following persons may submit a written protest against the Proposed Rate Increase to the Clerk of the Board before the close of the Public Hearing referenced above.

- An owner(s) of property (parcel(s)) receiving solid waste, recycling, and green waste services within the District limits. If the person(s) signing the protest, as an owner, is not shown on the last equalized assessment roll as the owner of the parcel(s) then the protest must contain or be accompanied by written evidence that such person signing the protest is the owner of the parcel(s) receiving services;
or
- A tenant(s) whose name appears on the Garbage Company's records as the customer of record for the corresponding parcel receiving solid waste, recycling, and green waste services within the District limits (tenant-customer).

A valid written protest must contain a statement that you protest the Proposed Rate Increase, the address or Assessor's Parcel Number (APN) of the parcel or parcels which receive solid waste, recycling, and green waste services, and a signature by either the owner or the tenant-customer of the parcel or parcels. One written protest per parcel shall be counted in calculating a majority protest to the Proposed Rate Increase subject to the requirements of Section 6 of Article XIII D of the California Constitution. Written protests will not be accepted by e-mail or by facsimile. Verbal protests will not be counted in determining the existence of a majority protest. To be counted, a protest must be received in writing by the Clerk of the Board before the close of the Public Hearing referenced above.

Written protests regarding the solid waste rate increase may be mailed to:

**Avila Beach CSD
Attn: Clerk of the Board
100 San Luis Street, Avila Beach, CA 93424**

Written protests may also be personally delivered to the Clerk of the Board at Avila Beach CSD Boardroom located at 100 San Luis St. Avila Beach, CA.

If valid written protests are presented by a majority of owners and/or tenants-customers of parcels receiving solid waste, recycling, and green waste services within the District limits, then the District will not adjust/increase the rates for the services.

SOUTH COUNTY SANITARY SERVICES, INC. / AVILA BEACH CSD EFFECTIVE September 1, 2019				
Service Description	Pickups Per Week	Current Monthly Rate Effective 1/1/19	Proposed Base Year Rate Increase %	Proposed Monthly Rate Effective 9/1/2019
RESIDENTIAL:				
32 Gallon Residential Carts	1	\$18.30	10.06%	\$20.14
64 Gallon Residential Carts	1	\$30.23	10.06%	\$33.27
96 Gallon Residential Carts	1	\$42.16	10.06%	\$46.40
Residential customers must use the Residential Carts provided by the garbage company.				
APARTMENTS, TRIPLEX, DUPLEX				
Rates are the same as commercial rates (below).				
COMMERCIAL DUMPSTERS - ALL AREAS:				
1 yd dumpster	1	\$88.87	10.06%	\$97.81
1 yd dumpster	2	\$127.87	10.06%	\$140.73
1 yd dumpster	3	\$168.95	10.06%	\$185.95
1 yd dumpster	4	\$207.95	10.06%	\$228.87
1 yd dumpster	5	\$251.23	10.06%	\$276.50
1 yd dumpster	6	\$292.41	10.06%	\$321.83
1 yd dumpster	7	\$389.85	10.06%	\$429.07

COMMERCIAL DUMPSTERS - ALL AREAS - CONTINUED

1.5 yd dumpster	1	\$106.13	10.06%	\$116.81
1.5 yd dumpster	2	\$162.35	10.06%	\$178.68
1.5 yd dumpster	3	\$218.82	10.06%	\$240.83
1.5 yd dumpster	4	\$305.38	10.06%	\$336.10
1.5 yd dumpster	5	\$372.51	10.06%	\$409.98
1.5 yd dumpster	6	\$443.99	10.06%	\$488.66
1.5 yd dumpster	7	\$587.01	10.06%	\$646.06
2 yd dumpster	1	\$114.79	10.06%	\$126.34
2 yd dumpster	2	\$188.40	10.06%	\$207.35
2 yd dumpster	3	\$268.48	10.06%	\$295.49
2 yd dumpster	4	\$392.07	10.06%	\$431.51
2 yd dumpster	5	\$480.92	10.06%	\$529.30
2 yd dumpster	6	\$573.97	10.06%	\$631.71
2 yd dumpster	7	\$786.17	10.06%	\$865.26
3 yd dumpster	1	\$136.42	10.06%	\$150.14
3 yd dumpster	2	\$255.51	10.06%	\$281.21
3 yd dumpster	3	\$357.35	10.06%	\$393.30
3 yd dumpster	4	\$636.68	10.06%	\$700.73
3 yd dumpster	5	\$755.88	10.06%	\$831.92
3 yd dumpster	6	\$883.62	10.06%	\$972.51
3 yd dumpster	7	\$1,217.14	10.06%	\$1,339.58
4 yd dumpster	1	\$197.05	10.06%	\$216.87
4 yd dumpster	2	\$296.79	10.06%	\$326.65
4 yd dumpster	3	\$426.65	10.06%	\$469.57
4 yd dumpster	4	\$669.29	10.06%	\$736.62
4 yd dumpster	5	\$829.45	10.06%	\$912.89
4 yd dumpster	6	\$942.16	10.06%	\$1,036.94
4 yd dumpster	7	\$1,464.09	10.06%	\$1,611.38

The rates shown above include the monthly container rental fee.

COMMERCIAL GARBAGE CANS - ALL AREAS:

32 Gallon Cart	1	\$25.62	10.06%	\$28.20
64 Gallon Cart	2	\$68.67	10.06%	\$75.58
96 Gallon Cart	1	\$53.36	10.06%	\$58.73
96 Gallon Cart	2	\$76.77	10.06%	\$84.49
96 Gallon Cart	3	\$110.46	10.06%	\$121.57
96 Gallon Cart	4	\$173.91	10.06%	\$191.41
96 Gallon Cart	5	\$204.82	10.06%	\$225.42

MISCELLANEOUS CHARGES - ALL CUSTOMERS:

Overstacked Garbage & extra bags Minimum/unit	each	\$4.89	10.06%	\$5.38
Overstacked Greenwaste & extra bags Minimum/unit	each	\$5.65	10.06%	\$6.22
Overstacked Blue Bin & extra bags Minimum/unit	each	\$2.45	10.06%	\$2.70
In yard service (per can or commodity) IN ADDITION TO STANDARD GARBAGE RATES	per month	\$12.20	10.06%	\$13.43
Monthly charge for additional 96-gallon green waste service	per month	\$5.65	10.06%	\$6.21
Monthly charge for additional Residential 32, 64 or 96-gallon recycle service	per month	\$2.82	10.06%	\$3.10
Extended Vacation Service	per month	\$14.01	10.06%	\$15.41
Commercial Cart Cleaning	each time	\$18.21	10.06%	\$20.04
Trip charge	each time	\$12.20	10.06%	\$13.43
Non-payment downsize service	each time	\$29.34	10.06%	\$32.29
Non-payment redeliver carts for service	each time	\$29.34	10.06%	\$32.29
Non-payment reconnect service	each time	\$29.34	10.06%	\$32.29
Small item pickup (TV, toilet) (Residential)	each	\$28.63	10.06%	\$31.51
Appliance pickup (Residential)	each	\$40.37	10.06%	\$44.43
Resi - Garbage extras on your scheduled pickup day	per yard	\$10.31	10.06%	\$11.35

The Garbage Company
 4388 Old Santa Fe Road
 San Luis Obispo, CA 93401

PRESORTED
 STANDARD
 U.S. POSTAGE PAID
 CENTRAL COAST
 PRINTING

000001 * 0000059

AVILA BEACH CSD
 BRAD HAGEMANN
 OR CURRENT RESIDENT
 PO BOX 309
 AVILA BEACH, CA 93424-0309



MISCELLANEOUS CHARGES - ALL CUSTOMERS - CONTINUED				
Garbage extras – Non pick up day (Residential)	per yard	\$28.43	10.06%	\$31.29
Re-deliver bin on stopped acct	each time	\$35.00	10.06%	\$38.52
Sunday Service (in additional to garbage service level)	per month	\$61.10	10.06%	\$67.25
Recycle bin rental	per month	\$6.80	10.06%	\$7.48
Stand by time	per hour	\$60.00	10.06%	\$66.04
Lock Charges	per month	\$6.80	10.06%	\$7.48
Clean Up Week	per item	\$10.00	10.06%	\$11.01
Extra bin cleaning		\$54.61	10.06%	\$60.10
Damage/Destruction of bins or waste wheelers	replacement/repair at market price			
Larger than residential appliance or glass, glass doors, or plate glass	By quote only			
Short Term Dumpsters:				
Delivery & Pickup-Bin		\$35.00	10.06%	\$38.52
Delivery & Pickup-Waste Wheeler		\$12.20	10.06%	\$13.43
Rental	Per Day	\$2.59	10.06%	\$2.85
Empties	Per Yard	\$28.43	10.06%	\$31.29
Commercial Cart Equivalent	Per 32 Gal	4.89	10.06%	\$5.38
Mattress:				
Twin	Each	\$15.89	10.06%	\$17.49
Double	Each	\$15.89	10.06%	\$17.49
Queen	Each	\$15.89	10.06%	\$17.49
King	Each	\$15.89	10.06%	\$17.49

ADDITIONAL INFORMATION ALL CUSTOMERS:

Late Fees are imposed for residential customers over 30 days delinquent and commercial customers over 30 days delinquent. The fee is 1.5% per month of the outstanding charge, with a minimum fee of \$5.00. No prior notice is required, as this late fee policy is stated at the bottom of every bill.

Compactors can be hauled at market rate plus disposal.

Any additional recycling services are charged out at 50% of the garbage rate.

AVILA BEACH COMMUNITY SERVICES DISTRICT

Post Office Box 309, Avila Beach, CA. 93424

MEMORANDUM

TO: Board of Directors

FROM: Brad Hagemann, General Manager 

DATE: August 14, 2019

SUBJECT: Status Report for WWTP Redundancy/Improvement Project

Recommendation

Receive staff report and provide direction to staff

Discussion:

Preliminary Engineering Report

Work has started on the Preliminary Engineering Report for the WWTP Redundancy Project. In mid-July, the project engineer, Michael K. Nunley and Associates (MKN) provided the attached preliminary project schedule. On July 24, the geotechnical consultant completed the soils analysis field work at the WWTP by using a truck mounted Cone Penetrometer testing (CPT) device. The information will be used to develop the design parameters for the foundation of the membrane bioreactor (MBR) package plant. The draft geotechnical report is due from the consultant on August 22 and the draft Preliminary Engineering Report is due from MKN on October 11.

PG&E Coordination/New Service

Staff has initiated the application process with PG&E for installation of a new electrical service at the WWTP to power the MBR treatment unit. We anticipate work with PG & E will be slow, so this is one of our highest priority tasks.

Project Funding

On June 11, staff attended a California Financing Coordinating Committee (CFCC) workshop in Santa Maria. The Workshop included presentations from eight state and federal agencies regarding their project financing programs. As a follow-up, staff contacted several potential agencies and organizations regarding their funding options for the District's specific project. The most promising option at this point appears to be working with the California Special Districts Association Financing Corporation. The CSDA Finance Corporation connects project applicants with potential lending organizations. The most cost-effective lending option depends on the size of the project, the type of project and the credit worthiness of the District. Staff has received two preliminary financing estimates. Under current conditions, the interest rate for a \$1.8 million loan for a 20 year term is approximately 4.5%.

County Permitting

Staff has had one initial meeting with County Planning staff to discuss the Planning Department permitting requirements and process. Since the scope of the project is 100% inside of the WWTP footprint with little or no disturbance of areas that have not already been disturbed by the construction of the existing WWTP facilities, staff is optimistic that the County permitting process will be relatively straight forward. The primary disturbance concerns are related to the footings required for the MBR plant concrete foundation. Staff is in the process of scheduling another meeting with Planning staff now that the soils CPT has been completed.

Project Management Contract Assistance

As discussed in previous staff reports and presentations, the scope of this project is significant and expensive for the District and the Port San Luis Harbor District and will require a significant amount of time to manage and keep on schedule. Staff recommends the Board consider retaining a Project Management Contractor to assist staff with project management, especially as we get in to the final design, bidding and construction phases. I have spoken briefly with Mr. John Hollenbeck from Hollenbeck Consulting regarding his willingness and availability to assist with this project. Mr. Hollenbeck and I worked together on the Nacimiento Water Project when he was the County Project Manager and I was working as the Utilities Engineer for the City of Paso Robles. Mr. Hollenbeck's Resume and recent work summary are provided with this staff report.

With the Board's concurrence I would like to continue the conversation with Hollenbeck Consulting and bring back an action item to retain his services at a future Board meeting. Mr. Hollenbeck would be an excellent addition to the District's project team.

Avila Beach CSD WWTP Improvements Project
Preliminary Project Schedule

ID	Task Name	Task Mode	Duration	Start	Finish	Qtr 3, 2019	Qtr 4, 2019	Qtr 1, 2020	Qtr 2, 2020	Qtr 3, 2020	Qtr 4, 2020	Qtr 1, 2021	Qtr 2, 2021	Qtr 3, 2021	Qtr 4, 2021
1	Preliminary Design		106 days	Fri 6/14/19	Fri 11/8/19										
2	Kickoff Meeting		0 days	Fri 6/14/19	Fri 6/14/19										
3	Receipt of Data		6 days	Fri 6/14/19	Fri 6/21/19										
4	Draft Preliminary Geotechnical Report		10 wks	Fri 6/14/19	Thu 8/22/19										
5	Draft Preliminary Engineering Report		80 days	Mon 6/24/19	Fri 10/11/19										
6	District review of Draft PER		10 days	Mon 10/14/19	Fri 10/25/19										
7	Draft PER Review Meeting		0 days	Fri 10/25/19	Fri 10/25/19										
8	Final Preliminary Engineering Report		10 days	Mon 10/28/19	Fri 11/8/19										
9	PG&E Coordination		250 days	Tue 7/9/19	Mon 6/22/20										
10	Prepare and submit application		10 days	Tue 7/9/19	Mon 7/22/19										
11	Coordination for service		12 mons	Tue 7/23/19	Mon 6/22/20										
12	MBR Equipment Procurement		155 days	Mon 9/30/19	Fri 5/1/20										
13	Draft Request for Proposals for Packaged MBR System		40 days	Mon 9/30/19	Fri 11/22/19										
14	District review of Draft RFP for MBR systems		10 days	Mon 11/25/19	Fri 12/6/19										
15	Review Meeting - Draft RFP for MBR systems		0 days	Fri 12/6/19	Fri 12/6/19										
16	Final RFP for Packaged MBR System		15 days	Mon 12/9/19	Fri 12/27/19										
17	Advertise RFP for Packaged MBR System		6 wks	Mon 12/30/19	Fri 2/7/20										
18	Review Proposals for Packaged MBR System		10 days	Mon 2/10/20	Fri 2/21/20										
19	Negotiate contract with top ranked proposer		6 wks	Mon 2/24/20	Fri 4/3/20										
20	Contract review and Board Authorization		20 days	Mon 4/6/20	Fri 5/1/20										
21	Final Design		90 days	Mon 5/4/20	Fri 9/4/20										
22	Draft final plans, specifications, and cost opinion		3 mons	Mon 5/4/20	Fri 7/24/20										
23	District review		2 wks	Mon 7/27/20	Fri 8/7/20										
24	Final plans, specifications, and cost opinion		4 wks	Mon 8/10/20	Fri 9/4/20										
25	Permitting		270 days	Fri 6/14/19	Thu 6/25/20										
26	Determination of permitting process		8 wks	Fri 6/14/19	Thu 8/8/19										
27	RFQ/Selection of CEQA/Permitting Team		50 days	Fri 8/9/19	Thu 10/17/19										
28	CEQA/Permitting		9 mons	Fri 10/18/19	Thu 6/25/20										
29	Financing		230 days	Mon 11/11/19	Fri 9/25/20										
30	RFP/Selection of Financial Consultant		50 days	Mon 11/11/19	Fri 1/17/20										
31	Rate Study Update		4 mons	Mon 1/20/20	Fri 5/8/20										
32	Financing Coordination		5 mons	Mon 5/11/20	Fri 9/25/20										
33	Bid Phase		3 mons	Mon 9/7/20	Fri 11/27/20										
34	Construction		12 mons	Mon 11/30/20	Fri 10/29/21										

Project: Avila Beach CSD WWTP Improvements
Date: Fri 7/5/19

Task: [Solid Blue Bar] Split: [Dotted Blue Bar] Milestone: [Diamond] Summary: [Bracket]

Inactive Milestone: [Light Blue Bar] Inactive Summary: [Light Blue Bar] Manual Task: [Light Blue Bar] Duration-only: [Light Blue Bar]

Manual Summary Rollup: [Light Blue Bar] Manual Summary: [Light Blue Bar] Start-only: [Light Blue Bar] Finish-only: [Light Blue Bar]

Deadline: [Red Bar] Critical: [Red Bar] Critical Split: [Red Bar] Progress: [Blue Bar]

HOLLENBECK CONSULTING

ESTABLISHED 2012

SPECIALIZING IN PROJECT AND CONSTRUCTION MANAGEMENT, HYDRAULIC STRUCTURES, AND WATER RESOURCES

7343 EL CAMINO REAL #195, ATASCADERO, CA 93422

(805) 458-7268

John Hollenbeck, d.b.a. Hollenbeck Consulting, started provided Project Management Services to public agency clients in 2012 after successfully managing the County of San Luis Obispo's Nacimiento Water Project on-time and \$2.5M under budget. Hollenbeck Consulting provides a niche service of augmenting a public agency's staff (through a professional services agreement) with experience in managing large capital improvement projects that occasionally confront a small agency. The following summarizes recent services provided to various agencies.

Agency	Project(s)	Services Provided
City of Grover Beach	<p><i>Measure K-14 Street Rehabilitation and Repair Program</i></p> <p>2015 construction packages</p> <ul style="list-style-type: none"> ▪ 2295-1 - \$0.67M ▪ 2295-2 - \$1.95M ▪ 2295-3 - \$0.75M <p>2016-18 construction package</p> <ul style="list-style-type: none"> ▪ 2295-4 - \$6.32M <p>2017-18 construction packages</p> <ul style="list-style-type: none"> ▪ 2295-5 - \$1.22M ▪ 2295-7 - \$0.86M <p>2018-19 construction package</p> <ul style="list-style-type: none"> ▪ 2295-6 - \$2.08M 	<ul style="list-style-type: none"> ▪ Program management services ▪ Budget and schedule development and management ▪ Design engineer service procurement and management ▪ Construction management service procurement and management ▪ Construction bidding and evaluation ▪ Project management oversight through construction closeout
Merced Irrigation District	<p><i>Merced Falls Hydroelectric Facility Upgrade Project</i></p> <ul style="list-style-type: none"> ▪ \$2.2M capital budget ▪ Bidding scheduled in October ▪ Upgrades to station service electrical, intake structure, and spillway gate hoists 	<ul style="list-style-type: none"> ▪ Program management services ▪ Budget and schedule development and management ▪ Design engineer service procurement and management ▪ Construction management and inspection services ▪ Construction bidding and evaluation ▪ Project management oversight through construction closeout
Monterey County Water Resources Agency	<p><i>San Antonio Dam Spillway Project</i></p> <ul style="list-style-type: none"> ▪ Entire capital project from CEQA clearance through construction delivery ▪ Initial capital budget estimates range from \$50- to \$55M ▪ Modification of existing spillway or replacement of entire spillway (under evaluation) 	<ul style="list-style-type: none"> ▪ Program management services ▪ Budget and schedule development and management ▪ Design engineer service procurement and management ▪ Construction management service procurement and management ▪ Construction bidding and evaluation ▪ Project management oversight through construction closeout

Resume

John R. Hollenbeck, P.E.

JULY 10, 2019

HOLLENBECK CONSULTING

HOLLENBECK CONSULTING
7343 EL CAMINO REAL #195
ATASCADERO, CA 93422
JOHNHOLLENBECKPE@GMAIL.COM

Specialization Water Resources

Management, Planning, Design and
Construction of Hydraulic
Structures and Civil Infrastructure
Projects

CSI Construction Documents
Construction Claims

Liaison with Regulatory Agencies
Hydrologic/Hydraulic Evaluation
and Design

Value Engineering



Introduction

Mr. Hollenbeck is a California and Kansas licensed Civil Engineer with over 34 years' experience in management, planning, design, and construction of hydraulic structures and civil infrastructure projects. He has a strong engineering management and construction methods background. He is experienced on a wide variety of hydraulic (reservoirs, spillways, hydroelectric plants, pumping plants, and conveyances) and civil projects, groundwater management and water resource planning and management, and involvement in and facilitation of value engineering teams. His construction management experiences include field and office management, shop drawing review, change order review and merit determination, claims management, and negotiation and resolution management.

Since establishing Hollenbeck Consulting in 2012, Mr. Hollenbeck has served clients from the public works and municipality arena including San Luis Obispo County, City of San Luis Obispo, City of Grover Beach, Atascadero Mutual Water Company, Merced Irrigation District, and Monterey County Water Resources Agency. He has also provided services as a consultant and subconsultant to private organizations.

Education

B.S. Civil Engineering, Kansas State
University, Manhattan, KS, 1984

M.S. Civil Engineering, Kansas State
University, Manhattan, KS, 1986

Professional Registration:

Engineer (PE)

1989 Kansas, No. 11432

1999 California, No. C-59001

Total Years Experience: 34

Employment History:

Hollenbeck Consulting, 2012-present

San Luis Obispo Co., 2005-2012

GEI Consultants, 2003-2005

Black & Veatch Corp., 1986-2003

Professional Associations

ASCE

ASCE Vice President, SLO Branch,
2012-2013

Atascadero Rotary President,
2014-2015

Atascadero Rotary Foundation Board
2014-2016

Professional Awards

2011, ASCE, Outstanding Engineer in
Government, San Luis Obispo
Branch and Los Angeles Section

Professional Voluntary Involvement

**Water Resources Advisory Committee, San Luis Obispo County District 5
Representative, 2013-2014**

The Water Resources Advisory Committee (WRAC) is an advisory body to the Board of Supervisors of the San Luis Obispo County Flood Control and Water Conservation District. The WRAC membership consists of municipalities, County Service Districts, agricultural at large, environmental at large, and a representative of each of the five supervisory districts. Mr. Hollenbeck is the representative of 5th Supervisory District.

Hollenbeck Consulting Projects

**Monterey County Water Resources Agency, San Antonio Dam Spillway
Project, Bradley, CA 2019-present**

Providing project management services to the Agency as they respond to the State Division of Dam Safety's (DSOD's) mandate on spillway structural improvements associated with a recent condition assessment. Responsible for the planning, administration and coordination of the overall capital project's scope, schedule and budget.

**Merced Irrigation District, Merced Falls Upgrade Project, Snelling, CA
2018-present**

Contract Engineering Manager for upgrading the Merced Falls facility with a new trashrack cleaning machine, standby propane-driven emergency generator system, modifications to the gear operating system of the tainter gates, and evaluation of safety improvements to the needle beam spillway section. Responsible for the procurement of design engineer service provider, contract document review and recommendations, bidding phase management, and construction phase oversight and management.

Atascadero Mutual Water Company, Atascadero Basin Groundwater Sustainability Plan, 2018-present

Administrative and management support for the development of the Atascadero Basin's Groundwater Sustainability Agency, and the support of the Agency's Groundwater Sustainability Plan.

Nacimiento Water Project, Litigation Expert Witness, Ginn & Crosby, LLC., 2018-present

Expert witness support for the plaintiff's legal counsel, in the areas of civil engineering, construction management, project management, and hydraulics.

Black & Veatch Corporation, Peer Review – Canal Modernization Project, Contra Costa Water District, 2018

Member of the peer-review team to bring expertise in hydraulics, construction, constructability, and value engineering concepts to the proposed modernization of the existing canal system.

San Luis Obispo County Public Works, Lopez Dam Spillway Evaluation, Arroyo Grande, CA, 2017-18

Provided technical literature review and preliminary assessment of the existing side-channel overflow spillway and chute. Responsible for the literature review of project records, field reconnaissance of the spillway, and coordination with the County for finalization of draft work plan submittal. Developed a draft Request for Proposal for procuring detailed inspection services.

San Luis Obispo County, Santa Margarita Dam, Salinas River, CA 2017-present

Program management services for the updated review and assessment of raising the normal maximum water storage level of this dam. Responsibilities include providing consulting services for the transfer of the asset from the U.S. Army Corps of Engineers to the County. Other program management services include procurement of professional design services, environmental consultants, and technical review and leadership on capability to accommodate the inflow design flood.

COWI, Interlake Tunnel Project: Nacimiento and San Antonio Lakes, Bradley, CA 2014-present

Providing program management and consulting services for the determination of additional safe yield from the Nacimiento and San Antonio watersheds when both reservoirs are connected by a new proposed water tunnel. Lead the preliminary engineering phase for sizing and layout of all hydraulic structures, including submerged intake facility at Lake Nacimiento, and the Outlet Control Facility and Energy Dissipator at San Antonio Lake. Lead the engineering for the preliminary feasibility study analyzing the alternatives to raise San Antonio Dam spillway 10-feet to increase the storage.

City of Grover Beach, CA, Measure K-14 Street Rehabilitation and Repair Capital Projects, 2015-present

Providing engineering program management services to the City for the implementation of their city-wide \$48M street rehabilitation and repair program. Responsible for procurement for design and construction management professional services, bidding phase implementation of contractor selection, and owner's management during construction.

San Luis Obispo County, South County Water Resiliency Evaluations, 2015-2016

Providing engineering assessment and reconnaissance-level study for supplemental water supply to the Zone 3 (South County) purveyors through delivery of desalinated water from Diablo Canyon power facility and through participating in the Nacimiento Water Project via wheeling and connection with the City of San Luis Obispo.

Atascadero Mutual Water Company, Atascadero Basin Groundwater Sustainability Agency, 2014-present

Program management for the development of the groundwater sustainability agency (GSA) over the Atascadero groundwater basin. Responsible for development of the memorandum of agreement with four forming-parties of the GSA, and organization and outreach to several stakeholders within the basin. Also responsible for the procurement of consulting professional for groundwater sustainability plan development.

Paso Robles Agricultural Alliance for Groundwater Solutions (PRAAGS), Paso Robles, CA, 2013-2014

Providing engineering consulting to PRAAGS' Board of Directors to support their efforts in the development and formation of a water district over the Paso Robles Groundwater Basin. PRAAGS is seeking to establish a California Water District in accordance with California Water Code Section 34000.

Integrated Water Resource Management Plan Update, San Luis Obispo County, GEI Consultants, 2013-2014

Providing local water resources knowledge to the IRWM Plan Update team. Technical Leader for the North Coast Region which includes Los Osos, Morro Bay, Cambria, and San Simeon.

J Lohr Vineyard, Paso Robles, CA, 2014

Providing consulting services for J Lohr Vineyards to participate as a temporary Reserve Water Customer of the Nacimiento Water Project. This Proof of Concept Project will take delivery of 250 acre-feet per year of Nacimiento Water

and irrigate nearby vineyards in-lieu of pumping groundwater.

Reconnaissance Level Feasibility Studies, Hydroelectric Energy Recovery, City of San Luis Obispo, 2012-2013

Feasibility study for the installation of a hydroelectric energy recovery turbine/generator on the water turnout from the Nacimiento Pipeline to the water treatment plant for the City of San Luis Obispo, CA. The hydraulic pressure is presently broken through a series-arrangement of two sleeve valves. This feasibility study evaluates the siting of the unit, estimated capital costs, and economic evaluation.

The Stenner Canyon Hydroelectric unit is an existing horizontal dual-jet Pelton machine connected to the Salinas Pipeline that supplies water to the City's water treatment plant. The new PG&E business tariffs for revenue from hydroelectric generation were incorporated into the existing feasibility studies to reassess the feasibility of repowering the unit which has been idle since 1993.

Hydraulic Capacity Assessment, San Luis Obispo County, 2013

The hydraulic capacity of the turnout from the Lopez water transmission pipe to Oceano Community Services District was evaluated to determine improvements to the flow capacity, and presented as a technical memorandum.

Nacimiento Water Project, Energy Evaluation Study for Pumping Plant Peaking, Atascadero Mutual Water Company, 2012

Developed a spreadsheet program to analyze the "what if before" and "what if after" alternative scenarios for varying pumping conditions during the summer peaking period. The spreadsheet incorporates the hydraulic grade line information, PG&E tariffs, and a one-half hour time step function. The user can see the cost impact from their scenario choices.

Previous Project Experiences With Other Employment

Time	Project & Client	Brief Description
2005-2012	Nacimiento Water Project, San Luis Obispo County Public Works	Project manager for the design and construction phase services on behalf of the County for this \$176-million 45-mile long raw water conveyance project. The conveyance moves 15,750 acre-feet per year from the lake via a 180-foot deep intake wet-well shaft that is connected to the lake via a 500-foot long by 54-inch diameter steel lined tunnel. A multi-portal stain-less steel intake structure supplies water from the lake, through the tunnel and into the wet-well shaft. Five variable speed vertical turbine pumps, each driven by 450 hp electric motors, lift the water and convey it through a 36-inch diameter pipeline to an 800,000-gallon tank. Two additional booster pump stations and tanks are spaced along the conveyance. The pipeline ranges from 36- to 12-inch diameter. Water is delivered via turnout structures to the participating water agencies. The pipeline was mostly open trench installation but had an aggregate length of 10,000 feet of horizontal directional drilling tunnels, and multiple bore-and-jack crossings. The project was completed on-time and \$2-million under budget.
2004-2005	State Water Project East Branch Phase II Enlargement Study, State Water project Contractors	Project manager and technical oversight for the demand study necessary to develop recommendations for the timing of the second phase enlargement of the 100-mile long East Branch conveyance.
2004-2005	Raising San Vicente Dam, San Diego County Water Authority	Project lead engineer in charge of the preliminary design for the new outlet structure for the San Vicente Dam Raise. The preliminary design was evaluated by a value engineering team.
2004-2005	In-lieu Groundwater Recharge, Coachella Valley Water District	Project manager for study to investigate the mid-valley pipeline project, connecting the State Water Project's East Branch and extending to Coachella Valley.
2004-2005	Inter-Agency Water Management Study,	Project manager for the reconnaissance level

Time	Project & Client	Brief Description
	Mojave Water Agency and Metropolitan Water District of So. California	groundwater storage investigation of MWD's excess entitlement flows within the Mojave Water Agency's boundaries to assist with the overdraft groundwater levels.
2000-2003	Morris Dam Rehabilitation Project, Los Angeles Co. Dept. of Public Works	Project manager of this total rehabilitation of the existing equipment and electrical system of this 245-foot tall concrete gravity dam with a three-bay drum-gate controlled spillway, and six low-level outlets.
2002-2003	Ranch Penesquitos Pressure Control and Hydroelectric Facility, San Diego County Water Authority	Lead engineer responsible for the design of the RPPCHF. The facility regulates the flow to and from San Vicente Reservoir off Pipeline No. 5 from the Second Aqueduct. The facility has a 4.5 MW horizontal Francis energy recovery turbine and parallel horizontal sleeve valves for regulating the discharge.
2001	Cost Refinement Study of the Imperial Irrigation District to San Diego County Water Authority Water Transfer, San Diego County Water Authority	Project manager for the cost refinement of the pipeline alignment and the tunnel alignment from the Imperial Valley to San Diego to convey up to 500,000 acre-feet per year of water into the Authority's service area.
1994-2000	Diamond Valley Lake, Metropolitan Water District of Southern California	Lead engineering manager for the 72,400 hp Hiram W. Wadsworth Pumping Plant. The plant is associated with the new 800,000 acre-feet Diamond Valley Lake Project near Hemet, CA. The plant contains 12-variable speed vertical turbine pumps, to fill the off-stream reservoir and seven 66- by 42-inch vertical sleeve valves to draft water from the reservoir. Appurtenance structures associated with the facility are large diameter steel pipes, large butterfly valves ranging in size from 54- to 144-inches, a 144-inch diameter spherical valve, two 78-inch diameter fixed cone valves, and a 115-kV substation.
1986-1994	Various Projects	<ul style="list-style-type: none"> ▪ Construction manager for spillway rehabilitation and security upgrade, San Antonio, TX. ▪ Construction manager for two new hydroelectric projects, Denton, TX. ▪ Flow restoration study for four hydroelectric dams on the Missouri River, MT. ▪ Hydroelectric feasibility study for run-of-river installation on Chippewa River, WI. ▪ Hydroelectric feasibility studies for reservoirs that regulate flows within the Wisconsin River System in Wisconsin. ▪ Hydroelectric dispatch computer model, four run-of-river dams, Flambeau River, Wisconsin. ▪ Spillway adequacy studies and designs for four hydroelectric project dams on rivers in Wisconsin and Michigan. ▪ Spillway adequacy studies, 22 dams in Wisconsin. ▪ DAMBRK studies on dams in Wisconsin, Michigan, Maine, Massachusetts, Texas, Oregon, Washington, and Kansas. ▪ Flood hydrology study for Wyoming railroad. ▪ PMF and Inflow Design Flood Studies, watersheds above dams in Wisconsin, Michigan, Massachusetts, Texas, Oregon, Washington and Kansas.